



STATEMENT OF APPROPRIATIONS, ALLOTMENTS, OBLIGATIONS, DISBURSEMENTS AND BALANCES
As at the Quarter Ending June 30, 2022

Department: National Economic and Development Authority (NEDA)
 Agency: Philippine Statistical Research and Training Institute (formerly Statistical Research and Training Center)
 Operating Unit: < not applicable >
 Organization Code (UACS): 24 006 000000
 Fund Cluster: 01 Regular Agency Fund
 (e.g. UACS Fund Cluster: 01-Regular Agency Fund, 02-Foreign Assisted Projects Fund, 03-Special Account-Locally Funded/Domestic Grants Fund, and 04-Special Account-Foreign Assisted/Foreign Grants Fund)

<input type="checkbox"/>	Current Year Appropriations
<input type="checkbox"/>	Supplemental Appropriations
<input checked="" type="checkbox"/>	Continuing Appropriations


Particulars	UACS CODE	Appropriations			Allotments					Current Year Obligations					Current Year Disbursements					Balances			
		Authorized Appropriations	Adjustments (Transfer To/From, Realignment)	Adjusted Appropriations	Allotments Received	Adjustments (Withdrawal, Realignment)	Transfer To	Transfer From	Adjusted Total Allotments	1st Quarter Ending March 31	2nd Quarter Ending June 30	3rd Quarter Ending Sept. 30	4th Quarter Ending Dec. 31	TOTAL	1st Quarter Ending March 31	2nd Quarter Ending June 30	3rd Quarter Ending Sept. 30	4th Quarter Ending Dec. 31	TOTAL	Unreleased Appro	Unobligated Allotments	Unpaid Obligations	
																						Due and Demandable	Not Yet Due and Demandable
1	2	3	4	5=(3+4)	6	7	8	9	10=[(6+(-)7)-8+9]	11	12	13	14	15=(11+12+13+14)	16	17	18	19	20=(16+17+18+19)	21=(5-10)	22=(10-15)	23	24
I. Continuing Appropriations		6,024,229.03	0.00	6,024,229.03	6,024,229.03	0.00	0.00	0.00	6,024,229.03	2,347,134.02	1,738,240.63	0.00	0.00	4,085,374.65	1,773,204.84	1,878,086.65	0.00	0.00	3,651,291.69	0.00	1,938,854.38	434,082.96	0.00
I. Agency Specific Budget		6,024,229.03	0.00	6,024,229.03	6,024,229.03	0.00	0.00	0.00	6,024,229.03	2,347,134.02	1,738,240.63	0.00	0.00	4,085,374.65	1,773,204.84	1,878,086.65	0.00	0.00	3,651,291.69	0.00	1,938,854.38	434,082.96	0.00
General Administration and Support	1000000000000000	3,051,881.59	0.00	3,051,881.59	3,051,881.59	0.00	0.00	0.00	3,051,881.59	2,253,846.70	780,380.25	0.00	0.00	3,034,226.95	1,693,057.82	1,176,352.73	0.00	0.00	2,869,410.55	0.00	17,654.64	164,816.40	0.00
General management and supervision	100000100001000	3,051,881.59	0.00	3,051,881.59	3,051,881.59	0.00	0.00	0.00	3,051,881.59	2,253,846.70	780,380.25	0.00	0.00	3,034,226.95	1,693,057.82	1,176,352.73	0.00	0.00	2,869,410.55	0.00	17,654.64	164,816.40	0.00
PS		1,068,750.01	0.00	1,068,750.01	1,068,750.01	0.00	0.00	0.00	1,068,750.01	1,068,750.01	0.00	0.00	0.00	1,068,750.01	1,060,000.01	0.00	0.00	0.00	1,060,000.01	0.00	0.00	8,750.00	0.00
MOOE		1,945,808.31	0.00	1,945,808.31	1,945,808.31	0.00	0.00	0.00	1,945,808.31	1,165,101.69	780,380.25	0.00	0.00	1,945,481.94	633,057.81	1,157,415.50	0.00	0.00	1,790,473.31	0.00	326.37	155,008.63	0.00
CO		37,323.27	0.00	37,323.27	37,323.27	0.00	0.00	0.00	37,323.27	19,995.00	0.00	0.00	0.00	19,995.00	0.00	18,937.23	0.00	0.00	18,937.23	0.00	17,328.27	1,057.77	0.00
Sub-Total, General Administration and Support		3,051,881.59	0.00	3,051,881.59	3,051,881.59	0.00	0.00	0.00	3,051,881.59	2,253,846.70	780,380.25	0.00	0.00	3,034,226.95	1,693,057.82	1,176,352.73	0.00	0.00	2,869,410.55	0.00	17,654.64	164,816.40	0.00
PS		1,068,750.01	0.00	1,068,750.01	1,068,750.01	0.00	0.00	0.00	1,068,750.01	1,068,750.01	0.00	0.00	0.00	1,068,750.01	1,060,000.01	0.00	0.00	0.00	1,060,000.01	0.00	0.00	8,750.00	0.00
MOOE		1,945,808.31	0.00	1,945,808.31	1,945,808.31	0.00	0.00	0.00	1,945,808.31	1,165,101.69	780,380.25	0.00	0.00	1,945,481.94	633,057.81	1,157,415.50	0.00	0.00	1,790,473.31	0.00	326.37	155,008.63	0.00
FinEx (If Applicable)		0.00	0.00	0.00	0.00	0.00	0.00	0.00	0.00	0.00	0.00	0.00	0.00	0.00	0.00	0.00	0.00	0.00	0.00	0.00	0.00	0.00	0.00
CO		37,323.27	0.00	37,323.27	37,323.27	0.00	0.00	0.00	37,323.27	19,995.00	0.00	0.00	0.00	19,995.00	0.00	18,937.23	0.00	0.00	18,937.23	0.00	17,328.27	1,057.77	0.00
Operations	3000000000000000	2,972,347.44	0.00	2,972,347.44	2,972,347.44	0.00	0.00	0.00	2,972,347.44	93,287.32	957,860.38	0.00	0.00	1,051,147.70	80,147.02	701,734.12	0.00	0.00	781,881.14	0.00	1,921,199.74	269,266.56	0.00
OO : Statistical Capacity of Government Strengthened		2,972,347.44	0.00	2,972,347.44	2,972,347.44	0.00	0.00	0.00	2,972,347.44	93,287.32	957,860.38	0.00	0.00	1,051,147.70	80,147.02	701,734.12	0.00	0.00	781,881.14	0.00	1,921,199.74	269,266.56	0.00
PHILIPPINE STATISTICAL SYSTEM CAPACITY DEVELOPMENT PROGRAM		688,197.10	0.00	688,197.10	688,197.10	0.00	0.00	0.00	688,197.10	26,997.58	257,480.13	0.00	0.00	284,477.71	25,629.60	236,276.55	0.00	0.00	261,906.15	0.00	403,719.39	22,571.56	0.00
Development, promotion, implementation and enhancement of statistical training	310100100001000	688,197.10	0.00	688,197.10	688,197.10	0.00	0.00	0.00	688,197.10	26,997.58	257,480.13	0.00	0.00	284,477.71	25,629.60	236,276.55	0.00	0.00	261,906.15	0.00	403,719.39	22,571.56	0.00
MOOE		688,197.10	0.00	688,197.10	688,197.10	0.00	0.00	0.00	688,197.10	26,997.58	257,480.13	0.00	0.00	284,477.71	25,629.60	236,276.55	0.00	0.00	261,906.15	0.00	403,719.39	22,571.56	0.00
STATISTICAL RESEARCH PROGRAM		2,284,150.34	0.00	2,284,150.34	2,284,150.34	0.00	0.00	0.00	2,284,150.34	66,289.74	700,380.25	0.00	0.00	766,669.99	54,517.42	465,457.67	0.00	0.00	519,974.99	0.00	1,517,480.35	246,695.00	0.00
Development, promotion, implementation and enhancement of statistical research	310200100001000	2,284,150.34	0.00	2,284,150.34	2,284,150.34	0.00	0.00	0.00	2,284,150.34	66,289.74	700,380.25	0.00	0.00	766,669.99	54,517.42	465,457.67	0.00	0.00	519,974.99	0.00	1,517,480.35	246,695.00	0.00
MOOE		2,284,150.34	0.00	2,284,150.34	2,284,150.34	0.00	0.00	0.00	2,284,150.34	66,289.74	700,380.25	0.00	0.00	766,669.99	54,517.42	465,457.67	0.00	0.00	519,974.99	0.00	1,517,480.35	246,695.00	0.00
Sub-Total, Operations		2,972,347.44	0.00	2,972,347.44	2,972,347.44	0.00	0.00	0.00	2,972,347.44	93,287.32	957,860.38	0.00	0.00	1,051,147.70	80,147.02	701,734.12	0.00	0.00	781,881.14	0.00	1,921,199.74	269,266.56	0.00
PS		0.00	0.00	0.00	0.00	0.00	0.00	0.00	0.00	0.00	0.00	0.00	0.00	0.00	0.00	0.00	0.00	0.00	0.00	0.00	0.00	0.00	0.00
MOOE		2,972,347.44	0.00	2,972,347.44	2,972,347.44	0.00	0.00	0.00	2,972,347.44	93,287.32	957,860.38	0.00	0.00	1,051,147.70	80,147.02	701,734.12	0.00	0.00	781,881.14	0.00	1,921,199.74	269,266.56	0.00
FinEx (If Applicable)		0.00	0.00	0.00	0.00	0.00	0.00	0.00	0.00	0.00	0.00	0.00	0.00	0.00	0.00	0.00	0.00	0.00	0.00	0.00	0.00	0.00	0.00
CO		0.00	0.00	0.00	0.00	0.00	0.00	0.00	0.00	0.00	0.00	0.00	0.00	0.00	0.00	0.00	0.00	0.00	0.00	0.00	0.00	0.00	0.00
GRAND TOTAL		6,024,229.03	0.00	6,024,229.03	6,024,229.03	0.00	0.00	0.00	6,024,229.03	2,347,134.02	1,738,240.63	0.00	0.00	4,085,374.65	1,773,204.84	1,878,086.65	0.00	0.00	3,651,291.69	0.00	1,938,854.38	434,082.96	0.00
PS		1,068,750.01	0.00	1,068,750.01	1,068,750.01	0.00	0.00	0.00	1,068,750.01	1,068,750.01	0.00	0.00	0.00	1,068,750.01	1,060,000.01	0.00	0.00	0.00	1,060,000.01	0.00	0.00	8,750.00	0.00
MOOE		4,918,155.75	0.00	4,918,155.75	4,918,155.75	0.00	0.00	0.00	4,918,155.75	1,258,389.01	1,738,240.63	0.00	0.00	2,996,629.64	713,204.83	1,859,149.62	0.00	0.00	2,572,354.45	0.00	1,921,526.11	424,275.19	0.00
FinEx (If Applicable)		0.00	0.00	0.00	0.00	0.00	0.00	0.00	0.00	0.00	0.00	0.00	0.00	0.00	0.00	0.00	0.00	0.00	0.00	0.00	0.00	0.00	0.00
CO		37,323.27	0.00	37,323.27	37,323.27	0.00	0.00	0.00	37,323.27	19,995.00	0.00	0.00	0.00	19,995.00	0.00	18,937.23	0.00	0.00	18,937.23	0.00	17,328.27	1,057.77	0.00

Certified Correct:

WILMA D. DUMANTAY
 Administrative Officer / Budget Officer
 Date: 2022-07-21 14:03:58

Certified Correct:

ORLANDO F. CHINILLA
 Accountant IV
 Date: 2022-07-21 14:03:58

Recommending Approval:

LOLITA M. OREO
 Chief Administrative Officer
 Date: 2022-07-21 14:22:25

Approved By:

MARIA PRAEDES R. PEÑA
 Officer-In-Charge
 Date: 2022-07-22 11:28:00