



In following-up, pls. cite DMS ref #  
**2022-BA-0051380-E**

REPUBLIC OF THE PHILIPPINES  
**DEPARTMENT OF BUDGET AND MANAGEMENT**  
GENERAL SOLANO STREET, SAN MIGUEL, MANILA

**ACKNOWLEDGEMENT RECEIPT**

The **DEPARTMENT OF BUDGET AND MANAGEMENT** hereby acknowledges the receipt of your letter/request which has been uploaded to the DBM-Document Management System and routed to the appropriate office/s with the following information:

Sender: PSRTI - PERSONAL DELIVERY

Document Title: PSTRI-CORRECTED BED 2 AND BAR 1

Document Reference No: 2022-BA-0051380-E

Date and Time Uploaded: Thursday, April 28, 2022 2:46:36 PM

Uploaded By: CRD RECEIVING GLENN

Routed To: BMB-A Christine P. Santos

CC:

Total no of pages received: 1 copy and 5 pages

The determination of the completeness of the documentary requirements submitted, if any, is subject to the evaluation of the technical person in charge.

This receipt is system generated and does not require signature.

Received by:



DOCUMENT  
MANAGEMENT  
SYSTEM

QUARTERLY PHYSICAL REPORT OF OPERATION

As of March 31, 2022

Department : National Economic and Development Authority (NEDA)  
 Agency : Philippine Statistical Research and Training Institute (formerly Statistical Research and Training Center)  
 Operating Unit : <not applicable>  
 Organization Code (UACS) : 24 006 0000000

Particulars	UACS CODE	Physical Target (Budget Year)					Physical Accomplishment (Budget Year)					Variance	Remarks
		1st Quarter	2nd Quarter	3rd Quarter	4th Quarter	Total	1st Quarter	2nd Quarter	3rd Quarter	4th Quarter	Total		
1	2	3	4	5	6	7	8	9	10	11	12	13	14
PHILIPPINE STATISTICAL SYSTEM CAPACITY DEVELOPMENT	3101000000000000												
OO : Statistical Capacity of Government Strengthened													
Outcome Indicator(s)													
1. Percentage of training courses conducted with participants having significant increase in scores between the pre and post evaluation tests		80%	80%	80%	80%	80%	95%				95%	1.19	
2. Percentage of participants who were awarded certificate of completion		80%	80%	80%	80%	80%	92%				92%	1.15	
Output Indicator(s)													
1. Total number of training hours provided		30	260	260	100	650	237				237	7.90	
2. Total number of persons trained		50	325	325	256	956	474				474	9.48	
STATISTICAL RESEARCH PROGRAM	3102000000000000												
OO : Statistical Capacity of Government Strengthened													
Outcome Indicator(s)													
1. Percentage of completed research outputs that are utilized by stakeholders and/or adopted by the													
Philippines Statistical System (PSS)		NA	NA	NA	100%	100%	NA						Monitoring of the utilization of the current year's research outputs will only be done on the last quarter
Output Indicator(s)													
1. Number of in-house research project completed		0	0	5	5	10	0						
2. Number of theses/ dissertations provided with financial support		0	0	2	1	3	0						
3. Percentage of research studies completed which are published in a refereed journal and/or presented in a users' or research forum or scientific conference													
within 12 months after completion		NA	NA	NA	100%	100%	NA						Monitoring of the percentage of papers presented/published is done at the last quarter.

Prepared By / Certified Correct :

*Maria Proxedes R. Pena*  
 MARIA PROXEDES R. PENA  
 Division Chief - Training Division  
 Date: 04/21/22

In coordination with / Certified Correct :

*Sabrina O. Romasoc*  
 SABRINA O. ROMASOC  
 OIC - Research Division  
 Date: 04/21/22

Approved By :

*Stephen Randolph P. Trinidad*  
 STEPHEN RANDOLPH P. TRINIDAD  
 Planning Officer II  
 Date: 04/21/22

*Josefina V. Almeda*  
 JOSEFINA V. ALMEDA, Ph.D.  
 Executive Director III  
 Date: 04/21/22

FY 2022 PHYSICAL PLAN

Department : National Economic and Development Authority (NEDA)  
 Agency : Philippine Statistical Research and Training Institute (formerly Statistical Research and Training Center)  
 Operating Unit : <not applicable>  
 Organization Code (UACS) : 24 006 0000000

Particulars	UACS CODE	Current Year Accomplishments			Physical Target (Budget Year)					Variance	Remarks
		Actual	Estimate	Total	Total	1st Quarter	2nd Quarter	3rd Quarter	4th Quarter		
1	2	3	4	5 = 3 +4	6 = 7+8+9+10	7	8	9	10	11	12
Part A											
I. Organizational Outcome											
<no org outcome level for 310100000000000>	310100000000000										
PHILIPPINE STATISTICAL SYSTEM CAPACITY DEVELOPMENT PROGRAM											
Outcome Indicator(s)											
1. Percentage of training courses conducted with participants having significant increase in scores between the pre and post evaluation tests		98%	90%	94%	80%	80%	80%	80%	80%		New target takes into account the average percent of marginal learners for each of the training courses to be conducted.
2. Percentage of participants who were awarded certificate of completion		96%	92%	94%	80%	80%	80%	80%	80%		New target takes into account the average percent of participants who encounter technical difficulties joining virtual training courses, e.g. weak internet connection.
Output Indicator(s)											


Department : National Economic and Development Authority (NEDA)  
 Agency : Philippine Statistical Research and Training Institute (formerly Statistical Research and Training Center)  
 Operating Unit : <not applicable>  
 Organization Code (UACS) : 24 006 0000000

Particulars	UACS CODE	Current Year Accomplishments			Physical Target (Budget Year)					Variance	Remarks
		Actual	Estimate	Total	Total	1st Quarter	2nd Quarter	3rd Quarter	4th Quarter		
1	2	3	4	5 = 3 +4	6 = 7+8+9+10	7	8	9	10	11	12
1. Total number of training hours provided		1,393	214.5	1,607.5	650	30	260	260	100		Adopted new target as the mode of training is projected to be virtual. Given this, training courses can accommodate more participants per training hence lesser number of batches will be conducted and it will result to lesser number of training hours.
2. Total number of persons trained		4,323	75	4,398.0	956	50	325	325	256		Adopted target from previous years
<no org outcome level for 3102000000000000>	3102000000000000										
STATISTICAL RESEARCH PROGRAM											
Outcome Indicator(s)											
1. Percentage of completed research outputs that are utilized by stakeholders and/or adopted by the											
Philippines Statistical System (PSS)		100%	100%	100%	100%	NA	NA	NA	100%		As in the BAR form, this indicator is reported at the end of the year.
Output Indicator(s)											
1. Number of in-house research project completed		7	3	10	10	0	0	5	5		
2. Number of theses/ dissertations provided with financial support		3	0	3	3	0	0	2	1		
3. Percentage of research studies completed which are published in a refereed journal and/or presented in a users' or research forum or scientific conference											
within 12 months after completion		100%	100%	100%	100%	NA	NA	NA	100%		As in the BAR form, this indicator is reported at the end of the year.


This report was generated using the Unified Reporting System on 10/11/2021 14:05  
 BED Level: 01 - Agency Submission (NEP) ; Status : SUBMITTED

Prepared By / Certified Correct :


  
 MARIA PRAXEBES R. PENA  
 Division Chief-Training Division  
 Date: 04/21/22

  
 SABRINA O. ROMASOC  
 OIC-Research Division  
 Date: 04/21/22

In coordination with / Certified Correct :

  
 STEPHEN RANDOLPH P. TRINIDAD  
 Planning Officer II  
 Date: 04/21/22

Approved By :

  
 JOSEFINA V. ALMEDA, Ph.D.  
 Executive Director III  
 Date: 04/21/22



**OED-DBM 2022-068**  
**21 April 2022**

**MS. TINA ROSE MARIE L. CANDA**  
Officer-in-Charge, Secretary  
Department of Budget and Management  
Boncodin Hall, Gen. Solano St., San Miguel, Manila

**Attention: MARIA CRESENCIA D. SUNGA**  
Director, Budget and Management Bureau- A

Dear **Ms. Canda**,

Greetings from the Philippine Statistical Research and Training Institute (PSRTI)!

In reference to the submitted Budget Execution Documents No. 2 (BED 2) on November 2021, please be informed of the following:

In the "Total number of training hours provided"- 650 hours was given, instead of 30 hours.

In the "Total number of persons trained" - 956 persons were encoded, instead of 50 persons.

Below is the corrected report.

	<b>1st Qtr</b>	<b>2nd Qtr</b>	<b>3rd Qtr</b>	<b>4th Qtr</b>	<b>Total</b>
Total number of training hours provided	<b>30</b>	<b>260</b>	<b>260</b>	<b>100</b>	<b>650</b>
Total number of persons trained	<b>50</b>	<b>325</b>	<b>325</b>	<b>256</b>	<b>956</b>

Attached also is the corrected BED 2 and BAR 1 forms for your reference.

We apologized for the oversight. The matter of correcting the cited reports has been conveyed with the DBM Analyst of PSRTI, Mr. Edson Karl Ngo.

For further queries and clarifications, your staff may contact our Planning Officers through these emails [strinidad.oed.psrti@gmail.com](mailto:strinidad.oed.psrti@gmail.com) and [idelacruz.oed.psrti@gmail.com](mailto:idelacruz.oed.psrti@gmail.com).

Hoping for your kind consideration.

Thank you and best regards,



**JOSEFINA V. ALMEDA, Ph.D.**

Executive Director III