

STATEMENT OF APPROPRIATIONS, ALLOTMENTS, OBLIGATIONS, DISBURSEMENTS AND BALANCES
As at the Quarter Ending March 31, 2021

Department : National Economic and Development Authority (NEDA)
Agency/Entity : Philippine Statistical Research and Training Institute (formerly Statistical Research and Training Center)
Operating Unit : < not applicable >
Organization Code (UACS) : 24 006 0000000
Fund Cluster : 01 Regular Agency Fund
 (e.g. UACS Fund Cluster: 01-Regular Agency Fund, 02-Foreign Assisted Projects Fund, 03-Special Account-Locally Funded/Domestic Grants Fund, and 04-Special Account-Foreign Assisted/Foreign Grants Fund)

<input checked="" type="checkbox"/>	Current Year Appropriations
<input type="checkbox"/>	Supplemental Appropriations
<input type="checkbox"/>	Continuing Appropriations

PARTICULARS	P/A/P Code	Appropriations			Allotments			Current Year Obligations					Current Year Disbursements					Balances					
		Authorized Appropriations	Adjustments (Transfer To/Err)	Adjusted Appropriations	Allotments Received	Adjustments (Reductions, Modifications)	Transfer To	Transfer From	Adjusted Total Allotments	1st Quarter Ending March 31	2nd Quarter Ending June 30	3rd Quarter Ending Sept. 30	4th Quarter Ending Dec. 31	TOTAL	1st Quarter Ending March 31	2nd Quarter Ending June 30	3rd Quarter Ending Sept. 30	4th Quarter Ending Dec. 31	TOTAL	Unreleased Appro	Unobligated Allotments	Due and Demandable	Not Yet Due and Demandable
1	2	3	4	5=(3+4)	6	7	8	9	10=[(8+(-)7)-8+9]	11	12	13	14	15=(11+12+13+14)	16	17	18	19	20=(16+17+18+19)	21	22	23	24
I. Agency Specific Budget		61,666,000.00	0.00	61,666,000.00	61,666,000.00	0.00	0.00	0.00	61,666,000.00	7,619,682.17	0.00	0.00	0.00	7,619,682.17	6,878,087.57	0.00	0.00	0.00	6,878,087.57	0.00	54,048,317.53	0.00	741,594.80
General Administration and Support	1000000000000000	32,749,000.00	0.00	32,749,000.00	32,749,000.00	0.00	0.00	0.00	32,749,000.00	3,268,387.75	0.00	0.00	0.00	3,268,387.75	3,151,269.87	0.00	0.00	0.00	3,151,269.87	0.00	29,490,612.25	0.00	117,117.88
General management and supervision	100000100001000	32,393,000.00	0.00	32,393,000.00	32,393,000.00	0.00	0.00	0.00	32,393,000.00	3,268,387.75	0.00	0.00	0.00	3,268,387.75	3,151,269.87	0.00	0.00	0.00	3,151,269.87	0.00	29,124,612.25	0.00	117,117.88
PS		9,447,000.00	0.00	9,447,000.00	9,447,000.00	0.00	0.00	0.00	9,447,000.00	2,221,744.21	0.00	0.00	0.00	2,221,744.21	2,221,744.21	0.00	0.00	0.00	2,221,744.21	0.00	7,225,255.79	0.00	0.00
MOOE		16,525,000.00	0.00	16,525,000.00	16,525,000.00	0.00	0.00	0.00	16,525,000.00	1,046,643.54	0.00	0.00	0.00	1,046,643.54	628,525.66	0.00	0.00	0.00	628,525.66	0.00	16,478,366.46	0.00	117,117.88
CO		6,421,000.00	0.00	6,421,000.00	6,421,000.00	0.00	0.00	0.00	6,421,000.00	0.00	0.00	0.00	0.00	0.00	0.00	0.00	0.00	0.00	0.00	0.00	6,421,000.00	0.00	0.00
Administration of Personnel Benefits	100000100002000	358,000.00	0.00	358,000.00	358,000.00	0.00	0.00	0.00	358,000.00	0.00	0.00	0.00	0.00	0.00	0.00	0.00	0.00	0.00	0.00	0.00	358,000.00	0.00	0.00
PS		358,000.00	0.00	358,000.00	358,000.00	0.00	0.00	0.00	358,000.00	0.00	0.00	0.00	0.00	0.00	0.00	0.00	0.00	0.00	0.00	0.00	358,000.00	0.00	0.00
Sub-Total, General Administration and Support		32,749,000.00	0.00	32,749,000.00	32,749,000.00	0.00	0.00	0.00	32,749,000.00	3,268,387.75	0.00	0.00	0.00	3,268,387.75	3,151,269.87	0.00	0.00	0.00	3,151,269.87	0.00	29,490,612.25	0.00	117,117.88
PS		9,803,000.00	0.00	9,803,000.00	9,803,000.00	0.00	0.00	0.00	9,803,000.00	2,221,744.21	0.00	0.00	0.00	2,221,744.21	2,221,744.21	0.00	0.00	0.00	2,221,744.21	0.00	7,581,255.79	0.00	0.00
MOOE		16,525,000.00	0.00	16,525,000.00	16,525,000.00	0.00	0.00	0.00	16,525,000.00	1,046,643.54	0.00	0.00	0.00	1,046,643.54	628,525.66	0.00	0.00	0.00	628,525.66	0.00	16,478,366.46	0.00	117,117.88
FinEx (if Applicable)		0.00	0.00	0.00	0.00	0.00	0.00	0.00	0.00	0.00	0.00	0.00	0.00	0.00	0.00	0.00	0.00	0.00	0.00	0.00	0.00	0.00	0.00
CO		6,421,000.00	0.00	6,421,000.00	6,421,000.00	0.00	0.00	0.00	6,421,000.00	0.00	0.00	0.00	0.00	0.00	0.00	0.00	0.00	0.00	0.00	0.00	6,421,000.00	0.00	0.00
Operations	3000000000000000	28,917,000.00	0.00	28,917,000.00	28,917,000.00	0.00	0.00	0.00	28,917,000.00	4,351,294.42	0.00	0.00	0.00	4,351,294.42	3,728,817.70	0.00	0.00	0.00	3,728,817.70	0.00	24,565,705.58	0.00	624,478.72
CO : Statistical Capacity of Government Strengthened		28,917,000.00	0.00	28,917,000.00	28,917,000.00	0.00	0.00	0.00	28,917,000.00	4,351,294.42	0.00	0.00	0.00	4,351,294.42	3,728,817.70	0.00	0.00	0.00	3,728,817.70	0.00	24,565,705.58	0.00	624,478.72
PHILIPPINE STATISTICAL SYSTEM CAPACITY DEVELOPMENT PROGRAM		14,604,000.00	0.00	14,604,000.00	14,604,000.00	0.00	0.00	0.00	14,604,000.00	2,931,031.47	0.00	0.00	0.00	2,931,031.47	2,366,647.10	0.00	0.00	0.00	2,366,647.10	0.00	11,672,968.53	0.00	564,384.37
Development, promotion, implementation and enhancement of statistical training	310100100001000	14,604,000.00	0.00	14,604,000.00	14,604,000.00	0.00	0.00	0.00	14,604,000.00	2,931,031.47	0.00	0.00	0.00	2,931,031.47	2,366,647.10	0.00	0.00	0.00	2,366,647.10	0.00	11,672,968.53	0.00	564,384.37
PS		12,426,000.00	0.00	12,426,000.00	12,426,000.00	0.00	0.00	0.00	12,426,000.00	2,857,799.73	0.00	0.00	0.00	2,857,799.73	2,293,415.38	0.00	0.00	0.00	2,293,415.38	0.00	9,568,200.27	0.00	564,384.37
MOOE		2,178,000.00	0.00	2,178,000.00	2,178,000.00	0.00	0.00	0.00	2,178,000.00	73,231.74	0.00	0.00	0.00	73,231.74	73,231.74	0.00	0.00	0.00	73,231.74	0.00	2,104,768.28	0.00	0.00
STATISTICAL RESEARCH PROGRAM		14,313,000.00	0.00	14,313,000.00	14,313,000.00	0.00	0.00	0.00	14,313,000.00	1,420,262.95	0.00	0.00	0.00	1,420,262.95	1,360,170.60	0.00	0.00	0.00	1,360,170.60	0.00	12,892,737.05	0.00	60,092.35
Development, promotion, implementation and enhancement of statistical research	310200100001000	14,313,000.00	0.00	14,313,000.00	14,313,000.00	0.00	0.00	0.00	14,313,000.00	1,420,262.95	0.00	0.00	0.00	1,420,262.95	1,360,170.60	0.00	0.00	0.00	1,360,170.60	0.00	12,892,737.05	0.00	60,092.35
PS		5,124,000.00	0.00	5,124,000.00	5,124,000.00	0.00	0.00	0.00	5,124,000.00	921,435.52	0.00	0.00	0.00	921,435.52	921,435.52	0.00	0.00	0.00	921,435.52	0.00	4,202,564.48	0.00	0.00
MOOE		9,189,000.00	0.00	9,189,000.00	9,189,000.00	0.00	0.00	0.00	9,189,000.00	488,827.43	0.00	0.00	0.00	488,827.43	438,735.08	0.00	0.00	0.00	438,735.08	0.00	8,690,172.57	0.00	60,092.35

This report was generated using the Unified Reporting System on 28/04/2021 04:18 version.FAR1.2.5 ; Status : SUBMITTED


Department : National Economic and Development Authority (NEDA)
Agency/Entity : Philippine Statistical Research and Training Institute (formerly Statistical Research and Training Center)
Operating Unit : < not applicable >
Organization Code (UACS) : 24 006 0000000
Fund Cluster : 01 Regular Agency Fund
 (e.g. UACS Fund Cluster: 01-Regular Agency Fund, 02-Foreign Assisted Projects Fund, 03-Special Account-Locally Funded/Domestic Grants Fund, and 04-Special Account-Foreign Assisted/Foreign Grants Fund)


<input checked="" type="checkbox"/>	Current Year Appropriations
<input type="checkbox"/>	Supplemental Appropriations
<input type="checkbox"/>	Continuing Appropriations

PARTICULARS	P/A/P Code	Appropriations			Allotments			Current Year Obligations					Current Year Disbursements					Balances					
		Authorized Appropriations	Adjustments (Transfer To/Err)	Adjusted Appropriations	Allotments Received	Adjustments (Reductions, Modifications)	Transfer To	Transfer From	Adjusted Total Allotments	1st Quarter Ending March 31	2nd Quarter Ending June 30	3rd Quarter Ending Sept. 30	4th Quarter Ending Dec. 31	TOTAL	1st Quarter Ending March 31	2nd Quarter Ending June 30	3rd Quarter Ending Sept. 30	4th Quarter Ending Dec. 31	TOTAL	Unreleased Appro	Unobligated Allotments	Due and Demandable	Not Yet Due and Demandable
1	2	3	4	5=(3+4)	6	7	8	9	10=[(8+(-)7)-8+9]	11	12	13	14	15=(11+12+13+14)	16	17	18	19	20=(16+17+18+19)	21	22	23	24
Sub-Total, Operations		28,917,000.00	0.00	28,917,000.00	28,917,000.00	0.00	0.00	0.00	28,917,000.00	4,351,294.42	0.00	0.00	0.00	4,351,294.42	3,728,817.70	0.00	0.00	0.00	3,728,817.70	0.00	24,565,705.58	0.00	624,478.72


PS	17,550,000.00	0.00	17,550,000.00	17,550,000.00	0.00	0.00	0.00	17,550,000.00	3,779,235.25	0.00	0.00	0.00	3,779,235.25	3,214,850.88	0.00	0.00	0.00	3,214,850.88	0.00	13,770,764.75	0.00	564,384.37
MOOE	11,387,000.00	0.00	11,387,000.00	11,387,000.00	0.00	0.00	0.00	11,387,000.00	572,059.17	0.00	0.00	0.00	572,059.17	511,966.82	0.00	0.00	0.00	511,966.82	0.00	10,794,940.83	0.00	60,092.35
FinEx (If Applicable)	0.00	0.00	0.00	0.00	0.00	0.00	0.00	0.00	0.00	0.00	0.00	0.00	0.00	0.00	0.00	0.00	0.00	0.00	0.00	0.00	0.00	0.00
CO	0.00	0.00	0.00	0.00	0.00	0.00	0.00	0.00	0.00	0.00	0.00	0.00	0.00	0.00	0.00	0.00	0.00	0.00	0.00	0.00	0.00	0.00
Sub-Total, I. Agency Specific Budget	61,066,000.00	0.00	61,066,000.00	61,066,000.00	0.00	0.00	0.00	61,066,000.00	7,619,682.17	0.00	0.00	0.00	7,619,682.17	6,878,087.57	0.00	0.00	0.00	6,878,087.57	0.00	54,046,317.83	0.00	741,594.60
PS	27,353,000.00	0.00	27,353,000.00	27,353,000.00	0.00	0.00	0.00	27,353,000.00	6,000,979.48	0.00	0.00	0.00	6,000,979.48	5,436,595.09	0.00	0.00	0.00	5,436,595.09	0.00	21,352,020.54	0.00	564,384.37
MOOE	27,892,000.00	0.00	27,892,000.00	27,892,000.00	0.00	0.00	0.00	27,892,000.00	1,618,702.71	0.00	0.00	0.00	1,618,702.71	1,441,492.48	0.00	0.00	0.00	1,441,492.48	0.00	26,273,297.29	0.00	177,210.23
FinEx (If Applicable)	0.00	0.00	0.00	0.00	0.00	0.00	0.00	0.00	0.00	0.00	0.00	0.00	0.00	0.00	0.00	0.00	0.00	0.00	0.00	0.00	0.00	0.00
CO	6,421,000.00	0.00	6,421,000.00	6,421,000.00	0.00	0.00	0.00	6,421,000.00	0.00	0.00	0.00	0.00	0.00	0.00	0.00	0.00	0.00	0.00	0.00	6,421,000.00	0.00	0.00
II. Automatic Appropriations	2,401,000.00	0.00	2,401,000.00	2,401,000.00	0.00	0.00	0.00	2,401,000.00	590,805.25	0.00	0.00	0.00	590,805.25	590,805.25	0.00	0.00	0.00	590,805.25	0.00	1,810,194.75	0.00	0.00
Specific Budgets of National Government Agencies	2,401,000.00	0.00	2,401,000.00	2,401,000.00	0.00	0.00	0.00	2,401,000.00	590,805.25	0.00	0.00	0.00	590,805.25	590,805.25	0.00	0.00	0.00	590,805.25	0.00	1,810,194.75	0.00	0.00
Retirement and Life Insurance Premiums	2,401,000.00	0.00	2,401,000.00	2,401,000.00	0.00	0.00	0.00	2,401,000.00	590,805.25	0.00	0.00	0.00	590,805.25	590,805.25	0.00	0.00	0.00	590,805.25	0.00	1,810,194.75	0.00	0.00
PS	2,401,000.00	0.00	2,401,000.00	2,401,000.00	0.00	0.00	0.00	2,401,000.00	590,805.25	0.00	0.00	0.00	590,805.25	590,805.25	0.00	0.00	0.00	590,805.25	0.00	1,810,194.75	0.00	0.00
Sub-total II. Automatic Appropriations	2,401,000.00	0.00	2,401,000.00	2,401,000.00	0.00	0.00	0.00	2,401,000.00	590,805.25	0.00	0.00	0.00	590,805.25	590,805.25	0.00	0.00	0.00	590,805.25	0.00	1,810,194.75	0.00	0.00
PS	2,401,000.00	0.00	2,401,000.00	2,401,000.00	0.00	0.00	0.00	2,401,000.00	590,805.25	0.00	0.00	0.00	590,805.25	590,805.25	0.00	0.00	0.00	590,805.25	0.00	1,810,194.75	0.00	0.00
MOOE	0.00	0.00	0.00	0.00	0.00	0.00	0.00	0.00	0.00	0.00	0.00	0.00	0.00	0.00	0.00	0.00	0.00	0.00	0.00	0.00	0.00	0.00
FinEx	0.00	0.00	0.00	0.00	0.00	0.00	0.00	0.00	0.00	0.00	0.00	0.00	0.00	0.00	0.00	0.00	0.00	0.00	0.00	0.00	0.00	0.00
CO	0.00	0.00	0.00	0.00	0.00	0.00	0.00	0.00	0.00	0.00	0.00	0.00	0.00	0.00	0.00	0.00	0.00	0.00	0.00	0.00	0.00	0.00
IV. Reversion of the Unobligated Allotments charged against R.A. Nos. 11465 and 11494	0.00	0.00	0.00	0.00	0.00	0.00	0.00	0.00	0.00	0.00	0.00	0.00	0.00	0.00	0.00	0.00	0.00	0.00	0.00	0.00	0.00	0.00
GRAND TOTAL	64,067,000.00	0.00	64,067,000.00	64,067,000.00	0.00	0.00	0.00	64,067,000.00	8,210,487.42	0.00	0.00	0.00	8,210,487.42	7,468,892.82	0.00	0.00	0.00	7,468,892.82	0.00	55,669,512.56	0.00	741,594.60
PS	29,754,000.00	0.00	29,754,000.00	29,754,000.00	0.00	0.00	0.00	29,754,000.00	6,591,784.71	0.00	0.00	0.00	6,591,784.71	6,027,400.34	0.00	0.00	0.00	6,027,400.34	0.00	23,162,215.29	0.00	564,384.37
MOOE	27,892,000.00	0.00	27,892,000.00	27,892,000.00	0.00	0.00	0.00	27,892,000.00	1,618,702.71	0.00	0.00	0.00	1,618,702.71	1,441,492.48	0.00	0.00	0.00	1,441,492.48	0.00	26,273,297.29	0.00	177,210.23
CO	6,421,000.00	0.00	6,421,000.00	6,421,000.00	0.00	0.00	0.00	6,421,000.00	0.00	0.00	0.00	0.00	0.00	0.00	0.00	0.00	0.00	0.00	0.00	6,421,000.00	0.00	0.00
Recapitulation by OO:																						
I. Agency Specific Budget	28,917,000.00	0.00	28,917,000.00	28,917,000.00	0.00	0.00	0.00	28,917,000.00	4,351,294.42	0.00	0.00	0.00	4,351,294.42	3,726,817.70	0.00	0.00	0.00	3,726,817.70	0.00	24,565,705.58	0.00	624,476.72
PHILIPPINE STATISTICAL SYSTEM CAPACITY DEVELOPMENT PROGRAM	14,604,000.00	0.00	14,604,000.00	14,604,000.00	0.00	0.00	0.00	14,604,000.00	2,931,031.47	0.00	0.00	0.00	2,931,031.47	2,366,647.10	0.00	0.00	0.00	2,366,647.10	0.00	11,672,968.53	0.00	564,384.37
STATISTICAL RESEARCH PROGRAM	14,313,000.00	0.00	14,313,000.00	14,313,000.00	0.00	0.00	0.00	14,313,000.00	1,420,262.95	0.00	0.00	0.00	1,420,262.95	1,360,170.60	0.00	0.00	0.00	1,360,170.60	0.00	12,892,737.05	0.00	60,092.35

This report was generated using the Unified Reporting System on 28/04/2021 04:19 version.FAR1.2.5 ; Status : SUBMITTED


WILMA D. DUMANTAY
 Administrative Officer IV
 Date: 2021-04-27 15:19:16


ORLANDO F. CHINILLA
 Accountant IV
 Date: 2021-04-27 15:19:16

LOLITA M. ORO
 Chief Administrative Officer
 Date: 2021-04-27 15:21:23


JOSEFINA V. ALMEDA, PH.D.
 Executive Director III
 Date: 2021-04-27 15:34:28