



REPUBLIC OF THE PHILIPPINES
DEPARTMENT OF BUDGET AND MANAGEMENT
GENERAL SOLANO STREET, SAN MIGUEL, MANILA

ACKNOWLEDGEMENT RECEIPT

The **DEPARTMENT OF BUDGET AND MANAGEMENT** hereby acknowledges the receipt of your letter/request which has been uploaded to the DBM-Document Management System and routed to the appropriate office/s with the following information:

Sender: PSRTI - PERSONAL DELIVERY

Document Title: NEDA- PSRTI-PERFORMANCE INDICATOR FOR THE 3RD QUARTER REPORTS
(BAR NO.1,FAR NO.1,1-A,FAR 5)

Document Reference No: 2019-BA-0114986

Date and Time Uploaded: Tuesday, November 5, 2019 2:57:15 PM

Uploaded By: RECEIVING APRIL DUMALAOCO

Routed To: BMB-A Christine P. Santos


CC:

Total no of pages received: 1 copy and 12 pages

The determination of the completeness of the documentary requirements submitted, if any, is subject to the evaluation of the technical person in charge.

This receipt is system generated and does not require signature.

Received by:





**DOCUMENT
MANAGEMENT
SYSTEM**


QUARTERLY REPORT OF REVENUE AND OTHER RECEIPTS
As at the Quarter Ending September 30, 2019

Department : National Economic and Development Authority (NEDA)
 Agency : Philippine Statistical Research and Training Institute (formerly Statistical Research and Training Center)
 Operating Unit : < not applicable >
 Organization Code : 24 006 0000000
 Fund Cluster : 05 - Internally Generated Funds

Classification/Sources of Revenue and Other Receipts	UACS CODE	REVENUE TARGET (Annua) per BESF	Actual Revenue and Other Receipts Collections					Cumulative Remittance/Deposits to Date			Variance		Remarks
			1st Quarter Ending March 31	2nd Quarter Ending June 30	3rd Quarter Ending Sept. 30	4th Quarter Ending Dec. 31	Total	Remittance to BTr	Deposited with AGDB	TOTAL	Amount	%	
1	2	3	4	5	6	7	B=[(6+(-)7)-8+8]	9	10	11=(9+10)	12=(8-3)	13=(12/3)	14
Internally Generated Funds		9,011,500.00	1,910,030.75	3,068,728.96	5,872,314.00	0.00	10,851,073.71	0.00	4,978,737.96	4,978,737.96	1,839,573.71	20 %	
Revenue Collections		9,011,500.00	1,910,030.75	3,068,728.96	5,872,314.00	0.00	10,851,073.71	0.00	4,978,737.96	4,978,737.96	1,839,573.71	20 %	
Cash Receipts		9,011,500.00	1,910,030.75	3,068,728.96	5,872,314.00	0.00	10,851,073.71	0.00	4,978,737.96	4,978,737.96	1,839,573.71	20 %	
Non-Tax		9,011,500.00	1,910,030.75	3,068,728.96	5,872,314.00	0.00	10,851,073.71	0.00	4,978,737.96	4,978,737.96	1,839,573.71	20 %	
Fines and Penalties - Service Income	4020114000	500.00	21.75	0.00	0.00	0.00	21.75	0.00	0.00	0.00	(478.25)	-96 %	
Other Service Income	4020199099	10,000.00	5,000.00	0.00	0.00	0.00	5,000.00	0.00	5,000.00	5,000.00	(5,000.00)	-50 %	
Seminar/Training Fees	4020204000	9,000,000.00	1,905,009.00	3,068,728.96	5,872,314.00	0.00	10,846,051.96	0.00	4,973,737.96	4,973,737.96	1,846,051.96	21 %	
Interest on NG Deposits	4020221001	1,000.00	0.00	0.00	0.00	0.00	0.00	0.00	0.00	0.00	(1,000.00)	-100 %	
TOTAL		9,011,500.00	1,910,030.75	3,068,728.96	5,872,314.00	0.00	10,851,073.71	0.00	4,978,737.96	4,978,737.96	1,839,573.71	20 %	

Certified Correct:

 CHINILLA ORLANDO FREMISTA
 Accountant
 Date: 2019-10-30 16:29:10.0

Recommending Approval:

 ALMEDA JOSEFINA VENEGAS
 Agency Head
 Date: 2019-08-15 14:58:53.0

Approved By:

 ALMEDA JOSEFINA VENEGAS
 Agency Head
 Date: 2019-08-15 14:59:48.0