



In following-up, pls. cite DMS ref #

2019-BA-0114986

REPUBLIC OF THE PHILIPPINES
DEPARTMENT OF BUDGET AND MANAGEMENT
GENERAL SOLANO STREET, SAN MIGUEL, MANILA

ACKNOWLEDGEMENT RECEIPT

The **DEPARTMENT OF BUDGET AND MANAGEMENT** hereby acknowledges the receipt of your letter/request which has been uploaded to the DBM-Document Management System and routed to the appropriate office/s with the following information:

Sender: PSRTI - PERSONAL DELIVERY

Document Title: NEDA- PSRTI-PERFORMANCE INDICATOR FOR THE 3RD QUARTER REPORTS
(BAR NO.1,FAR NO.1,1-A,FAR 5)

Document Reference No: 2019-BA-0114986

Date and Time Uploaded: Tuesday, November 5, 2019 2:57:15 PM

Uploaded By: RECEIVING APRIL DUMALAOOCO

Routed To: BMB-A Christine P. Santos

CC:

Total no of pages received: 1 copy and 12 pages

The determination of the completeness of the documentary requirements submitted, if any, is subject to the evaluation of the technical person in charge.

This receipt is system generated and does not require signature.

Received by:



DOCUMENT
MANAGEMENT
SYSTEM

STATEMENT OF APPROPRIATIONS, ALLOTMENTS, OBLIGATIONS, DISBURSEMENTS AND BALANCES
As at the Quarter Ending September 30, 2019

Department: National Economic and Development Authority (NEDA)
Agency: Philippine Statistical Research and Training Institute (formerly Statistical Research and Training Center)
Operating Unit: < not applicable >
Organization Code: 24 000 000000
Fund Cluster: 01 Regular Agency Fund
(e.g. UACS Fund Cluster: 01-Regular Agency Fund, 02-Foreign Assisted Projects Fund, 03-Special Account-Locally Funded/Domestic Grants Fund, and 04-Special Account-Foreign Assisted/Foreign Grants Fund)

X	Current Year Appropriations
	Supplemental Appropriations
	Continuing Appropriations

Particulars	UACS CODE	Appropriations			Allotments					Obligations				TOTAL	Disbursements				TOTAL	Balances			
		Authorized Appropriations	Adjustments (Transfer To/From, Modifications/ Augmentations)	Adjusted Appropriations	Allotments Received	Adjustments (Reductions, Modifications/ Augmentations)	Transfer To	Transfer From	Adjusted Allotments	1st Quarter Ending March 31	2nd Quarter Ending June 30	3rd Quarter Ending Sept. 30	4th Quarter Ending Dec. 31		1st Quarter Ending March 31	2nd Quarter Ending June 30	3rd Quarter Ending Sept. 30	4th Quarter Ending Dec. 31		Unreleased Appropriations	Unobligated Allotments	Unpaid Obligations (15-22)+(23+24)	
1	2	3	4	5=(3+4)	6	7	8	9	10=(8-1+7)-8+9	11	12	13	14	15=(11+12+13+14)	16	17	18	19	20=(16+17+18+19)	21=(5-10)	22=(10-15)	23	24
SUMMARY		38,388,000.00	0.00	38,388,000.00	38,388,000.00	0.00	0.00	0.00	38,388,000.00	7,766,784.30	10,490,894.42	6,461,888.28	0.00	24,719,567.00	7,344,172.00	10,931,892.81	6,343,281.82	0.00	24,580,428.59	0.00	13,878,336.83	0.00	327,228.32
A. AGENCY SPECIFIC BUDGET		38,388,000.00	0.00	38,388,000.00	38,388,000.00	0.00	0.00	0.00	38,388,000.00	7,766,784.30	10,490,894.42	6,461,888.28	0.00	24,719,567.00	7,344,172.00	10,931,892.81	6,343,281.82	0.00	24,580,428.59	0.00	13,878,336.83	0.00	327,228.32
Personnel Services		14,004,000.00	0.00	14,004,000.00	14,004,000.00	0.00	0.00	0.00	14,004,000.00	4,525,571.48	7,029,178.42	1,763,498.81	0.00	13,318,248.71	4,394,182.71	7,044,091.31	1,763,498.81	0.00	13,191,878.83	0.00	611,783.81	0.00	160,854.38
Salaries and Wages	801010000	10,832,000.00	(90,850.00)	10,741,150.00	10,832,000.00	(90,850.00)	0.00	0.00	10,741,150.00	4,078,871.48	6,407,822.49	1,680,131.80	0.00	12,166,825.77	3,894,173.80	6,862,418.29	1,822,181.80	0.00	10,853,791.89	0.00	(52,863.73)	0.00	198,854.87
Basic Salary - Civilian	801011001	10,832,000.00	(90,850.00)	10,741,150.00	10,832,000.00	(90,850.00)	0.00	0.00	10,741,150.00	4,078,871.48	6,407,822.49	1,680,131.80	0.00	12,166,825.77	3,894,173.80	6,862,418.29	1,822,181.80	0.00	10,853,791.89	0.00	(52,863.73)	0.00	198,854.87
Bonuses - Civilian	801011002	0.00	0.00	0.00	0.00	0.00	0.00	0.00	0.00	0.00	0.00	0.00	0.00	0.00	0.00	0.00	0.00	0.00	0.00	0.00	0.00	0.00	0.00
Salaries and Wages - Contractual	801012000	0.00	0.00	0.00	0.00	0.00	0.00	0.00	0.00	0.00	0.00	0.00	0.00	0.00	0.00	0.00	0.00	0.00	0.00	0.00	0.00	0.00	0.00
Other Compensation	801013000	0.00	0.00	0.00	0.00	0.00	0.00	0.00	0.00	0.00	0.00	0.00	0.00	0.00	0.00	0.00	0.00	0.00	0.00	0.00	0.00	0.00	0.00
PFRA - Civilian	801021001	0.00	0.00	0.00	0.00	0.00	0.00	0.00	0.00	0.00	0.00	0.00	0.00	0.00	0.00	0.00	0.00	0.00	0.00	0.00	0.00	0.00	0.00
Representation Allowance (RA)	801022000	0.00	0.00	0.00	0.00	0.00	0.00	0.00	0.00	0.00	0.00	0.00	0.00	0.00	0.00	0.00	0.00	0.00	0.00	0.00	0.00	0.00	0.00
Transportation Allowance (TA)	801023001	0.00	0.00	0.00	0.00	0.00	0.00	0.00	0.00	0.00	0.00	0.00	0.00	0.00	0.00	0.00	0.00	0.00	0.00	0.00	0.00	0.00	0.00
Clothing/Uniform Allowance - Civilian	801023001	0.00	0.00	0.00	0.00	0.00	0.00	0.00	0.00	0.00	0.00	0.00	0.00	0.00	0.00	0.00	0.00	0.00	0.00	0.00	0.00	0.00	0.00
Honoraria - Civilian	801021001	0.00	0.00	0.00	0.00	0.00	0.00	0.00	0.00	0.00	0.00	0.00	0.00	0.00	0.00	0.00	0.00	0.00	0.00	0.00	0.00	0.00	0.00
Overtime Pay	801021001	0.00	0.00	0.00	0.00	0.00	0.00	0.00	0.00	0.00	0.00	0.00	0.00	0.00	0.00	0.00	0.00	0.00	0.00	0.00	0.00	0.00	0.00
Bonuses - Civilian	8010214001	0.00	0.00	0.00	0.00	0.00	0.00	0.00	0.00	0.00	0.00	0.00	0.00	0.00	0.00	0.00	0.00	0.00	0.00	0.00	0.00	0.00	0.00
Cash GA - Civilian	8010213001	0.00	0.00	0.00	0.00	0.00	0.00	0.00	0.00	0.00	0.00	0.00	0.00	0.00	0.00	0.00	0.00	0.00	0.00	0.00	0.00	0.00	0.00
Productivity Enhancement Incentive - Civilian	801020012	0.00	0.00	0.00	0.00	0.00	0.00	0.00	0.00	0.00	0.00	0.00	0.00	0.00	0.00	0.00	0.00	0.00	0.00	0.00	0.00	0.00	0.00
Mid-Year Bonus - Civilian	801020008	0.00	0.00	0.00	0.00	0.00	0.00	0.00	0.00	0.00	0.00	0.00	0.00	0.00	0.00	0.00	0.00	0.00	0.00	0.00	0.00	0.00	0.00
Personal Bonded Contributions	801020000	0.00	0.00	0.00	0.00	0.00	0.00	0.00	0.00	0.00	0.00	0.00	0.00	0.00	0.00	0.00	0.00	0.00	0.00	0.00	0.00	0.00	0.00
Pag-IBIG - Civilian	801020201	0.00	0.00	0.00	0.00	0.00	0.00	0.00	0.00	0.00	0.00	0.00	0.00	0.00	0.00	0.00	0.00	0.00	0.00	0.00	0.00	0.00	0.00
PhilHealth - Civilian	801020301	0.00	0.00	0.00	0.00	0.00	0.00	0.00	0.00	0.00	0.00	0.00	0.00	0.00	0.00	0.00	0.00	0.00	0.00	0.00	0.00	0.00	0.00
ICDP - Civilian	801020401	0.00	0.00	0.00	0.00	0.00	0.00	0.00	0.00	0.00	0.00	0.00	0.00	0.00	0.00	0.00	0.00	0.00	0.00	0.00	0.00	0.00	0.00
Other Personnel Benefits	801020500	0.00	0.00	0.00	0.00	0.00	0.00	0.00	0.00	0.00	0.00	0.00	0.00	0.00	0.00	0.00	0.00	0.00	0.00	0.00	0.00	0.00	0.00
Leap-dance for Step Increments - Length of	801040010	0.00	0.00	0.00	0.00	0.00	0.00	0.00	0.00	0.00	0.00	0.00	0.00	0.00	0.00	0.00	0.00	0.00	0.00	0.00	0.00	0.00	0.00
Length Award - Civilian	801040010	0.00	0.00	0.00	0.00	0.00	0.00	0.00	0.00	0.00	0.00	0.00	0.00	0.00	0.00	0.00	0.00	0.00	0.00	0.00	0.00	0.00	0.00
Maintenance and Other Operating Expenses	801040000	0.00	0.00	0.00	0.00	0.00	0.00	0.00	0.00	0.00	0.00	0.00	0.00	0.00	0.00	0.00	0.00	0.00	0.00	0.00	0.00	0.00	0.00
Traveling Expenses	802100000	0.00	0.00	0.00	0.00	0.00	0.00	0.00	0.00	0.00	0.00	0.00	0.00	0.00	0.00	0.00	0.00	0.00	0.00	0.00	0.00	0.00	0.00

This report was generated using the Unified Reporting System on 30/10/2019 09:10 version: FARIA.1.3

Department: National Economic and Development Authority (NEDA)
 Agency: Philippine Statistical Research and Training Institute (formerly Statistical Research and Training Center)
 Operating Unit: < not applicable >
 Organization Code: 24 006 000000
 Fund Cluster: 01 Regular Agency Fund
 (e.g. UACS Fund Cluster: 01-Regular Agency Fund, 02-Foreign Assisted Projects Fund, 03-Special Account-Locally Funded/Domestic Grants Fund, and 04-Special Account-Foreign Assisted/Foreign Grants Fund)

X	Current Year Appropriations
	Supplemental Appropriations
	Continuing Appropriations

Particulars	UACS CODE	Appropriations			Allocations			Obligations				Disbursements					Balances								
		Authorized Appropriations	Adjustments (Transfer To/From, Modifications/ Augmentations)	Adjusted Appropriations	Allocations Received	Adjustments (Reductions, Modifications/ Augmentations)	Transfer To	Transfer From	Adjusted Allocations	1st Quarter Ending March 31	2nd Quarter Ending June 30	3rd Quarter Ending Sept. 30	4th Quarter Ending Dec. 31	TOTAL	1st Quarter Ending March 31	2nd Quarter Ending June 30	3rd Quarter Ending Sept. 30	4th Quarter Ending Dec. 31	TOTAL	Unreleased Appropriations	Unobligated Allocations	Unpaid Obligations (15-20)/(23+24)			
		3	4	5=(3+4)	6	7	8	9	10=(8+9)	11	12	13	14	15=(11+12+13+14)	16	17	18	19	20=(16+17+18+19)	21=(5-10)	22=(10-15)	23	24		
Traveling Expenses - Local	8220101000	623,000.00	0.00	623,000.00	623,000.00	0.00	0.00	0.00	623,000.00	132.00	22,880.14	362,298.81	0.00	382,117.17	132.00	23,088.14	362,898.03	0.00	382,117.17	0.00	232,117.17	0.00	230,863.83	0.00	0.00
Traveling Expenses - Foreign	8220102000	236,000.00	0.00	236,000.00	236,000.00	0.00	0.00	0.00	236,000.00	286,600.34	32,878.00	547,872.86	0.00	811,148.20	274,302.34	53,872.00	547,872.86	0.00	811,148.20	0.00	843,148.20	0.00	843,148.20	0.00	0.00
Training and Scholarship Expenses	8220200000	8,300,000.00	0.00	8,300,000.00	8,300,000.00	0.00	0.00	0.00	8,300,000.00	91,423.00	353,805.28	300,760.00	0.00	748,000.28	74,378.00	282,803.28	330,700.00	0.00	748,000.28	0.00	8,881,668.74	0.00	0.00	0.00	
ICT Training Expenses	8220201001	88,000.00	0.00	88,000.00	88,000.00	0.00	0.00	0.00	88,000.00	0.00	23,700.00	630.00	0.00	24,630.00	0.00	23,700.00	630.00	0.00	24,630.00	0.00	70,858.00	0.00	23,330.00	0.00	0.00
Training Expenses	8220201002	8,040,000.00	0.00	8,040,000.00	8,040,000.00	0.00	0.00	0.00	8,040,000.00	81,423.00	349,355.28	348,768.00	0.00	691,246.28	74,378.00	258,863.28	348,790.00	0.00	691,246.28	0.00	8,338,618.74	0.00	0.00	0.00	
Substantive Grants/Expenses	8220202000	246,000.00	0.00	246,000.00	246,000.00	0.00	0.00	0.00	246,000.00	0.00	0.00	0.00	0.00	0.00	0.00	0.00	0.00	0.00	0.00	0.00	278,000.00	0.00	0.00	0.00	
Supplies and Materials Expenses	8220300000	798,000.00	0.00	798,000.00	798,000.00	0.00	0.00	0.00	798,000.00	63,336.16	383,833.84	363,373.91	0.00	847,453.91	31,822.00	436,882.70	363,373.91	0.00	848,558.81	0.00	149,236.81	0.00	600.00	0.00	
Office Supplies Expenses	8220301001	600,000.00	0.00	600,000.00	600,000.00	0.00	0.00	0.00	600,000.00	38,123.12	378,454.84	311,703.81	0.00	726,292.67	388.00	418,272.88	311,703.81	0.00	728,233.67	0.00	128,233.67	0.00	0.00	0.00	
Accountable Fees Expenses	8220302000	3,000.00	0.00	3,000.00	3,000.00	0.00	0.00	0.00	3,000.00	1,800.00	0.00	2,700.25	0.00	4,800.25	1,800.00	0.00	2,700.25	0.00	4,800.25	0.00	11,800.25	0.00	0.00	0.00	
Fuel, Oil and Lubricants Expenses	8220306000	128,000.00	0.00	128,000.00	128,000.00	0.00	0.00	0.00	128,000.00	23,858.84	14,685.00	26,232.85	0.00	71,881.38	18,848.00	18,814.84	26,232.85	0.00	71,881.38	0.00	43,118.81	0.00	0.00	0.00	
Other Supplies and Materials Expenses	8220308000	78,000.00	0.00	78,000.00	78,000.00	0.00	0.00	0.00	78,000.00	4,811.26	0.00	37,840.00	0.00	42,791.26	4,771.20	37,840.00	0.00	42,791.26	0.00	32,908.80	0.00	0.00	0.00		
Utility Expenses	8220400000	1,378,000.00	0.00	1,378,000.00	1,378,000.00	0.00	0.00	0.00	1,378,000.00	236,347.20	318,858.06	208,163.84	0.00	822,453.84	185,877.00	423,586.28	308,168.64	0.00	822,453.84	0.00	136,384.27	0.00	800.00	0.00	
Wear Expenses	8220401000	178,000.00	0.00	178,000.00	178,000.00	0.00	0.00	0.00	178,000.00	0.00	0.00	0.00	0.00	0.00	0.00	0.00	0.00	0.00	0.00	0.00	0.00	0.00	0.00	0.00	
Diversity Expenses	8220402000	1,200,000.00	0.00	1,200,000.00	1,200,000.00	0.00	0.00	0.00	1,200,000.00	8,900.27	16,833.72	14,833.84	0.00	32,518.73	7,348.00	11,380.28	14,863.84	0.00	32,518.73	0.00	136,384.27	0.00	0.00	0.00	
Communication Expenses	8220500000	1,143,000.00	0.00	1,143,000.00	1,143,000.00	0.00	0.00	0.00	1,143,000.00	277,858.82	308,818.27	191,233.02	0.00	778,836.20	178,877.00	408,898.20	191,233.02	0.00	778,836.20	0.00	421,161.80	0.00	0.00	0.00	
Postage and Courier Services	8220501001	1,000.00	0.00	1,000.00	1,000.00	0.00	0.00	0.00	1,000.00	0.00	0.00	0.00	0.00	81,812.21	288,798.00	288,027.33	323,278.78	0.00	81,812.21	0.00	311,867.78	0.00	0.00	0.18	
Mobile	8220502001	1,000.00	0.00	1,000.00	1,000.00	0.00	0.00	0.00	1,000.00	180.00	347.00	80.00	0.00	817.00	180.00	347.00	80.00	0.00	817.00	0.00	363.00	0.00	0.00	0.00	
Landline	8220502002	541,000.00	0.00	541,000.00	541,000.00	0.00	0.00	0.00	541,000.00	37,863.00	28,135.33	42,811.43	0.00	109,769.83	34,778.00	42,330.33	43,811.43	0.00	109,769.83	0.00	31,232.18	0.00	0.00	0.00	
Internal Subscription Expenses	8220503000	1,000,000.00	0.00	1,000,000.00	1,000,000.00	0.00	0.00	0.00	1,000,000.00	233,731.16	223,000.00	210,000.00	0.00	666,731.16	226,791.00	223,000.00	210,000.00	0.00	666,731.16	0.00	802,348.82	0.00	0.18	0.00	
Extraordinary and Miscellaneous Expenses	8221000000	118,000.00	0.00	118,000.00	118,000.00	0.00	0.00	0.00	118,000.00	33,341.00	27,000.00	37,000.00	0.00	97,341.00	33,341.00	37,000.00	37,000.00	0.00	97,341.00	0.00	26,853.00	0.00	0.00	0.00	
Professional Services	8221100000	1,718,000.00	0.00	1,718,000.00	1,718,000.00	0.00	0.00	0.00	1,718,000.00	31,329.83	43,257.79	68,882.82	0.00	143,858.36	28,538.00	46,773.25	86,882.82	0.00	143,858.36	0.00	1,848,443.84	0.00	0.00	8,233.00	
Legal Services	8221101000	8,000.00	0.00	8,000.00	8,000.00	0.00	0.00	0.00	8,000.00	0.00	0.00	0.00	0.00	2,868.21	0.00	300.00	23,877.21	0.00	28,745.21	0.00	0.00	0.00	0.00		
ICT Consultancy Services	8221103001	200,000.00	0.00	200,000.00	200,000.00	0.00	0.00	0.00	200,000.00	0.00	0.00	0.00	0.00	40,000.00	0.00	0.00	40,000.00	0.00	40,000.00	0.00	168,000.00	0.00	0.00	400.00	
Consultancy Services	8221103002	1,618,000.00	0.00	1,618,000.00	1,618,000.00	0.00	0.00	0.00	1,618,000.00	31,329.83	43,257.79	68,882.82	0.00	143,858.36	28,538.00	46,773.25	86,882.82	0.00	143,858.36	0.00	1,686,443.84	0.00	0.00	0.00	
Other Professional Services	8221199000	800,000.00	0.00	800,000.00	800,000.00	0.00	0.00	0.00	800,000.00	0.00	0.00	0.00	0.00	0.00	0.00	0.00	0.00	0.00	0.00	0.00	1,018,000.00	0.00	0.00	0.00	
General Services	8221200000	1,417,000.00	0.00	1,417,000.00	1,417,000.00	0.00	0.00	0.00	1,417,000.00	37,368.83	42,797.79	45,838.82	0.00	126,005.44	28,868.00	46,123.31	43,838.82	0.00	126,005.44	0.00	374,948.84	0.00	4,863.20	0.00	
Journal Services	8221202000	858,000.00	0.00	858,000.00	858,000.00	0.00	0.00	0.00	858,000.00	1,417,822.00	358,291.82	278,000.00	0.00	787,114.12	181,822.00	338,591.82	278,000.00	0.00	787,114.12	0.00	819,833.83	0.00	0.00	0.00	
Security Services	8221203000	788,000.00	0.00	788,000.00	788,000.00	0.00	0.00	0.00	788,000.00	117,118.00	130,778.00	186,393.12	0.00	434,234.20	117,118.00	130,778.00	186,393.12	0.00	434,234.20	0.00	217,118.00	0.00	0.00	0.00	
Other General Services	8221299000	31,000.00	0.00	31,000.00	31,000.00	0.00	0.00	0.00	31,000.00	0.00	2,600.00	3,000.00	0.00	8,600.00	0.00	3,000.00	3,000.00	0.00	8,600.00	0.00	26,800.00	0.00	0.00	0.00	

This report was generated using the Unified Reporting System on 30/10/2019 09:10 version,FARIA.1.3

Department: National Economic and Development Authority (NEDA)
 Agency: Philippine Statistical Research and Training Institute (formerly Statistical Research and Training Center)
 Operating Unit: < not applicable >
 Organization Code: 24 006 0000000
 Fund Cluster: 01 Regular Agency Fund
 (e.g. UACS Fund Cluster: 01-Regular Agency Fund, 02-Foreign Assisted Projects Fund, 03-Special Account-Locally Funded/Domestic Grants Fund, and 04-Special Account-Foreign Assisted/Foreign Grants Fund)


X	Current Year Appropriations
	Supplemental Appropriations
	Contracting Appropriations


Particulars	UACS CODE	Appropriations				Allocations					Obligations					Disbursements					Balances			
		Authorized Appropriations	Adjusted Appropriations	Monitors Received	Adjustments (Reductions, Modifications, Augmentations)	Transfer To	Transfer From	Adjusted Allocations	1st Quarter Ending March 31	2nd Quarter Ending June 30	3rd Quarter Ending Sept. 30	4th Quarter Ending Dec. 31	TOTAL	1st Quarter Ending March 31	2nd Quarter Ending June 30	3rd Quarter Ending Sept. 30	4th Quarter Ending Dec. 31	TOTAL	Unreleased Appropriations	Unobligated Allocations	Unpaid Obligations (15-20)+(23+24)			
		3	4	5=(3+4)	7	8	9	10=[(8+9)-6+5]	11	12	13	14	15=(11+12+13+14)	16	17	18	19	20=(16+17+18+19)	21=(15-10)	22=(19-15)	23	24		
Repairs and Maintenance	8021300000	832,000.00	0.00	832,000.00	832,000.00	0.00	0.00	832,000.00	27,823.00	42,456.16	44,228.81	0.00	117,217.17	28,868.00	45,450.18	44,228.81	0.00	118,297.17	0.00	414,782.83	0.00	830.00		
Office Equipment	8021305000	56,000.00	0.00	56,000.00	56,000.00	0.00	0.00	56,000.00	0.00	30,338.16	7,500.00	0.00	37,838.16	0.00	30,338.16	7,500.00	0.00	37,838.16	0.00	18,169.84	0.00	0.00		
Information and Communication Technology	8021302000	203,000.00	0.00	203,000.00	203,000.00	0.00	0.00	203,000.00	4,834.00	0.00	4,840.00	0.00	9,674.00	4,834.00	0.00	4,840.00	0.00	9,674.00	0.00	258,628.00	0.00	0.00		
Motor Vehicles	8021308001	187,000.00	0.00	187,000.00	187,000.00	0.00	0.00	187,000.00	32,994.00	15,120.00	32,198.81	0.00	78,312.81	32,874.00	15,120.00	32,198.81	0.00	68,392.81	0.00	98,683.00	0.00	820.00		
Taxes, Insurance Premiums and Other Fees	8021300000	418,000.00	0.00	418,000.00	418,000.00	0.00	0.00	418,000.00	178,879.00	18,225.10	22,498.84	0.00	219,502.94	178,879.00	18,225.00	22,498.84	0.00	219,502.94	0.00	192,842.89	0.00	0.00		
Taxes, Duties and Licenses	8021307001	2,000.00	0.00	2,000.00	2,000.00	0.00	0.00	2,000.00	0.00	0.00	0.00	0.00	0.00	0.00	0.00	0.00	0.00	0.00	0.00	2,000.00	0.00	0.00		
Penalty Bond Premiums	8021302000	136,000.00	0.00	136,000.00	136,000.00	0.00	0.00	136,000.00	563.00	0.00	22,198.80	0.00	22,761.80	563.00	0.00	0.00	0.00	23,324.80	0.00	131,637.20	0.00	0.00		
Insurance Expenses	8021302000	253,000.00	0.00	253,000.00	253,000.00	0.00	0.00	253,000.00	178,879.00	18,225.10	0.00	0.00	198,104.10	178,879.00	18,225.00	0.00	0.00	217,104.00	0.00	131,637.20	0.00	0.00		
Other Maintenance and Operating Expenses	8023902000	7,355,000.00	0.00	7,355,000.00	7,355,000.00	0.00	0.00	7,355,000.00	1,708,255.81	1,854,658.87	1,724,842.91	0.00	5,287,757.59	1,852,427.00	1,862,086.15	1,724,842.91	0.00	5,539,396.06	0.00	56,786.90	0.00	8.85		
Representation Expenses	8023902000	341,000.00	0.00	341,000.00	341,000.00	0.00	0.00	341,000.00	138,228.81	48,831.88	63,922.82	0.00	250,983.51	138,228.81	48,831.88	63,922.82	0.00	250,983.51	0.00	2,287,283.81	0.00	25,178.73		
Rent - Building and Structures	8023908001	8,413,000.00	0.00	8,413,000.00	8,413,000.00	0.00	0.00	8,413,000.00	1,644,791.17	1,587,827.17	1,100,849.89	0.00	4,333,468.23	1,548,751.00	1,587,827.17	1,100,849.89	0.00	4,237,428.06	0.00	94,868.39	0.00	12,493.88		
Membership Dues and Contributions to	8023908000	298,000.00	0.00	298,000.00	298,000.00	0.00	0.00	298,000.00	15,466.00	0.00	58,000.00	0.00	73,466.00	15,466.00	0.00	0.00	0.00	73,466.00	0.00	178,534.00	0.00	0.00		
Library and Other Reading Materials	8023907504	88,000.00	0.00	88,000.00	88,000.00	0.00	0.00	88,000.00	0.00	18,888.00	0.00	0.00	18,888.00	0.00	18,888.00	0.00	0.00	18,888.00	0.00	16,960.00	0.00	0.00		
Other Maintenance and Operating Expenses	8023909000	258,000.00	0.00	258,000.00	258,000.00	0.00	0.00	258,000.00	16,115.73	58,738.82	478,340.00	0.00	653,194.55	0.00	42,187.78	478,340.00	0.00	517,327.78	0.00	278,210.75	0.00	7,832.97		
Capital Outlay		2,365,000.00	0.00	2,365,000.00	2,365,000.00	0.00	0.00	2,365,000.00	0.00	0.00	383,853.00	0.00	383,853.00	0.00	383,853.00	0.00	0.00	383,853.00	0.00	2,081,147.00	0.00	119,804.47		
Property, Plant and Equipment Outlay	8080400000	2,365,000.00	0.00	2,365,000.00	2,365,000.00	0.00	0.00	2,365,000.00	0.00	0.00	383,853.00	0.00	383,853.00	0.00	383,853.00	0.00	0.00	383,853.00	0.00	2,081,147.00	0.00	119,804.47		
Information and Communication Technology	8080402000	1,843,000.00	0.00	1,843,000.00	1,843,000.00	0.00	0.00	1,843,000.00	0.00	0.00	328,000.00	0.00	328,000.00	0.00	328,000.00	0.00	0.00	328,000.00	0.00	1,515,000.00	0.00	428,000.00		
ICT Software	8080402018	420,000.00	0.00	420,000.00	420,000.00	0.00	0.00	420,000.00	0.00	0.00	37,850.00	0.00	37,850.00	0.00	37,850.00	0.00	0.00	37,850.00	0.00	382,150.00	0.00	2,633.00		
B. AUTOMATIC APPROPRIATIONS		1,384,000.00	0.00	1,384,000.00	1,384,000.00	0.00	0.00	1,384,000.00	433,377.28	573,122.83	348,454.33	0.00	1,454,954.44	433,377.28	573,122.83	348,454.33	0.00	1,454,954.44	0.00	778,834.71	0.00	573,122.83		
Retirement and Life Insurance Premiums		1,384,000.00	0.00	1,384,000.00	1,384,000.00	0.00	0.00	1,384,000.00	433,377.28	573,122.83	348,454.33	0.00	1,454,954.44	433,377.28	573,122.83	348,454.33	0.00	1,454,954.44	0.00	778,834.71	0.00	573,122.83		
C. SPECIAL PURPOSE FUNDS			0.00	11,258,870.00	11,258,870.00	0.00	0.00	11,258,870.00	0.00	0.00	3,177,727.83	0.00	3,177,727.83	0.00	3,177,727.83	0.00	0.00	3,177,727.83	0.00	8,081,142.17	0.00	421,708.05		
Miscellaneous Personnel Benefits Fund			0.00	11,258,870.00	11,258,870.00	0.00	0.00	11,258,870.00	0.00	0.00	3,177,727.83	0.00	3,177,727.83	0.00	3,177,727.83	0.00	0.00	3,177,727.83	0.00	8,081,142.17	0.00	421,708.05		
Salaries and Wages	8010100000		0.00	11,258,870.00	11,258,870.00	0.00	0.00	11,258,870.00	0.00	0.00	3,177,727.83	0.00	3,177,727.83	0.00	3,177,727.83	0.00	0.00	3,177,727.83	0.00	8,081,142.17	0.00	421,708.05		
Basic Salary - Civilian	8010101001		0.00	11,258,870.00	11,258,870.00	0.00	0.00	11,258,870.00	0.00	0.00	3,177,727.83	0.00	3,177,727.83	0.00	3,177,727.83	0.00	0.00	3,177,727.83	0.00	8,081,142.17	0.00	421,708.05		


Department: National Economic and Development Authority (NEDA)
 Agency: Philippine Statistical Research and Training Institute (formerly Statistical Research and Training Center)
 Operating Unit: < not applicable >
 Organization Code: 24 006 000000
 Fund Cluster: 01 Regular Agency Fund
 (e.g. UACS Fund Cluster: 01-Regular Agency Fund, 02-Foreign Assisted Projects Fund, 03-Special Account-Locally Funded/Domestic Grants Fund, and 04-Special Account-Foreign Assisted/Foreign Grants Fund)


X	Current Year Appropriations
	Supplemental Appropriations
	Continuing Appropriations

Particulars	UACS CODE	Appropriations			Allocations					Obligations				Disbursements				Balances					
		Authorized Appropriations	Adjustments (Transfer To/From, Modifications/ Augmentations)	Adjusted Appropriations	Allocations Received	Adjustments (Reductions, Modifications/ Augmentations)	Transfer To	Transfer From	Adjusted Allocations	1st Quarter Ending March 31	2nd Quarter Ending June 30	3rd Quarter Ending Sept. 30	4th Quarter Ending Dec. 31	TOTAL	1st Quarter Ending March 31	2nd Quarter Ending June 30	3rd Quarter Ending Sept. 30	4th Quarter Ending Dec. 31	TOTAL	Unreleased Appropriations	Unobligated Allocations	Unpaid Obligations (15-20)+(23+24)	
																						10=(15+(7)-(8))	11
GRAND TOTAL		33,660,000.00	12,332,762.00	61,820,762.00	43,364,788.00	11,256,970.00	0.00	0.00	61,820,762.00	8,233,180.31	11,063,137.80	8,898,048.73	0.00	28,234,366.84	7,824,787.27	11,287,115.44	9,444,738.23	0.00	28,556,641.00	6.00	32,632,412.14	0.00	761,707.40

Certified Correct:

 DUMANTAY WILMA DELA CRUZ
 Budget Officer
 Date: 2019-10-30 16:39:53

Certified Correct: 
 CHIVILLA, ORLANDO FERNANDEZ
 Accountant
 Date:

Recommending Approval:

 Date: 2019-10-30 16:38

Approved By:

 AVENA, JOSEFINA VENEGAS, PH.D.
 Executive Director III
 Date: