



REPUBLIC OF THE PHILIPPINES
DEPARTMENT OF BUDGET AND MANAGEMENT
GENERAL SOLANO STREET, SAN MIGUEL, MANILA

ACKNOWLEDGEMENT RECEIPT

The **DEPARTMENT OF BUDGET AND MANAGEMENT** hereby acknowledges the receipt of your letter/request which has been uploaded to the DBM-Document Management System and routed to the appropriate office/s with the following information:

Sender: PSRTI - PERSONAL DELIVERY

Document Title: NEDA-PSRTI-SUBMISSION OF REPORT (FAR NO. 1 AND FAR NO. 1-A) AS OF QUARTER ENDING JUNE 30, 2019

Document Reference No: 2019-BA-0072473

Date and Time Uploaded: Tuesday, July 30, 2019 4:13:51 PM

Uploaded By: EDUARD RECEIVING

Routed To: BMB-A Christine P. Santos


CC:

Total no of pages received: 1 copy and 6 pages

The determination of the completeness of the documentary requirements submitted, if any, is subject to the evaluation of the technical person in charge.

This receipt is system generated and does not require signature.

Received by:



DOCUMENT
MANAGEMENT
SYSTEM

STATEMENT OF APPROPRIATIONS, ALLOTMENTS, OBLIGATIONS, DISBURSEMENTS AND BALANCES
As at the Quarter Ending June 30, 2019

Department: National Economic and Development Authority (NEDA)
Agency: Philippine Statistical Research and Training Institute (formerly Statistical Research and Training Center)
Operating Unit: 1760-0000
Organization Code: 24 006 000000
Fund Cluster: 01 Regular Agency Fund
(e.g. UACS Fund Cluster: 01-Regular Agency Fund, 02-Foreign Assisted Projects Fund, 03-Special Account-Locally Funded/Domestic Grants Fund, and 04-Special Account-Foreign Assisted/Foreign Grants Fund)

X Current Year Appropriations
Supplemental Appropriations
Continuing Appropriations

Particulars	UACS CODE	Appropriations			Allotments			Current Year Obligations							Current Year Disbursements				Balances				
		Authorized Appropriations	Adjustments (Transfer To/From, Reassignment)	Adjusted Appropriations	Allotments Received	Adjustments (Withdrawal, Reassignment)	Transfer To	Transfer From	Adjusted Total Allotments	1st Quarter Ending March 31	2nd Quarter Ending June 30	3rd Quarter Ending Sept. 30	4th Quarter Ending Dec. 31	TOTAL	1st Quarter Ending March 31	2nd Quarter Ending June 30	3rd Quarter Ending Sept. 30	4th Quarter Ending Dec. 31	TOTAL	Unreleased Appro	Unobligated Allotments	Unpaid Obligations (15-20)+(23+24)	Net Yet Due and Debentures
1	2	3	4	5=(3+4)	6	7	8	9	10=[(6)+(7)-(8)+(9)]	11	12	13	14	15=(11+12+13+14)	16	17	18	19	20=(16+17+18+19)	21	22	23	24
I. Agency Specific Budget		38,388,000.00	0.00	38,388,000.00	38,388,000.00	0.00	0.00	0.00	38,388,000.00	7,263,783.00	10,490,818.17	0.00	0.00	18,248,798.22	7,344,172.00	10,893,892.81	0.00	0.00	18,038,164.84	0.00	21,140,291.78	0.00	237,633.36
General Administration and Support	1000000000000000	17,878,000.00	0.00	17,878,000.00	17,878,000.00	0.00	0.00	0.00	17,878,000.00	4,413,286.33	4,953,210.99	0.00	0.00	9,366,497.32	4,309,674.68	5,021,824.74	0.00	0.00	9,331,500.42	0.00	9,228,472.68	0.00	34,977.80
General management and supervision	100000100001000	17,878,000.00	0.00	17,878,000.00	17,878,000.00	0.00	0.00	0.00	17,878,000.00	4,413,286.33	4,953,210.99	0.00	0.00	9,366,497.32	4,309,674.68	5,021,824.74	0.00	0.00	9,331,500.42	0.00	9,228,472.68	0.00	34,977.80
PS		7,825,000.00	0.00	7,825,000.00	7,825,000.00	0.00	0.00	0.00	7,825,000.00	1,790,822.88	2,843,763.34	0.00	0.00	4,638,586.22	1,795,021.36	2,643,133.28	0.00	0.00	4,438,173.64	0.00	4,308,432.68	0.00	3,294.96
MOOE		10,053,000.00	0.00	10,053,000.00	10,053,000.00	0.00	0.00	0.00	10,053,000.00	2,622,463.45	2,109,447.65	0.00	0.00	4,731,911.10	2,514,653.32	2,378,691.46	0.00	0.00	4,900,326.78	0.00	4,920,040.32	0.00	34,286.44
Sub-Total, General Administration and Support		17,878,000.00	0.00	17,878,000.00	17,878,000.00	0.00	0.00	0.00	17,878,000.00	4,413,286.33	4,953,210.99	0.00	0.00	9,366,497.32	4,309,674.68	5,021,824.74	0.00	0.00	9,331,500.42	0.00	9,228,472.68	0.00	34,977.80
PS		7,825,000.00	0.00	7,825,000.00	7,825,000.00	0.00	0.00	0.00	7,825,000.00	1,790,822.88	2,843,763.34	0.00	0.00	4,638,586.22	1,795,021.36	2,643,133.28	0.00	0.00	4,438,173.64	0.00	4,308,432.68	0.00	3,294.96
MOOE		10,053,000.00	0.00	10,053,000.00	10,053,000.00	0.00	0.00	0.00	10,053,000.00	2,622,463.45	2,109,447.65	0.00	0.00	4,731,911.10	2,514,653.32	2,378,691.46	0.00	0.00	4,900,326.78	0.00	4,920,040.32	0.00	34,286.44
Files (If Applicable)		0.00	0.00	0.00	0.00	0.00	0.00	0.00	0.00	0.00	0.00	0.00	0.00	0.00	0.00	0.00	0.00	0.00	0.00	0.00	0.00	0.00	0.00
CO		0.00	0.00	0.00	0.00	0.00	0.00	0.00	0.00	0.00	0.00	0.00	0.00	0.00	0.00	0.00	0.00	0.00	0.00	0.00	0.00	0.00	0.00
Operations	3000000000000000	20,811,000.00	0.00	20,811,000.00	20,811,000.00	0.00	0.00	0.00	20,811,000.00	3,342,416.72	5,536,804.18	0.00	0.00	8,879,220.90	3,034,497.37	5,672,068.07	0.00	0.00	8,706,565.44	0.00	11,831,778.10	0.00	172,855.44
OS: Statistical Capacity of Government		20,811,000.00	0.00	20,811,000.00	20,811,000.00	0.00	0.00	0.00	20,811,000.00	3,342,416.72	5,536,804.18	0.00	0.00	8,879,220.90	3,034,497.37	5,672,068.07	0.00	0.00	8,706,565.44	0.00	11,831,778.10	0.00	172,855.44
PROF: STATISTICAL SYSTEM CAPACITY DEVELOPMENT PROGRAM		7,818,000.00	0.00	7,818,000.00	7,818,000.00	0.00	0.00	0.00	7,818,000.00	2,227,118.98	3,836,102.48	0.00	0.00	6,063,221.46	2,190,460.82	3,720,241.18	0.00	0.00	5,910,702.18	0.00	1,098,781.94	0.00	6,918.26
Development, promotion, implementation and enhancement of statistical training	310100100001000	7,818,000.00	0.00	7,818,000.00	7,818,000.00	0.00	0.00	0.00	7,818,000.00	2,227,118.98	3,836,102.48	0.00	0.00	6,063,221.46	2,190,460.82	3,720,241.18	0.00	0.00	5,910,702.18	0.00	1,098,781.94	0.00	6,918.26
PS		3,891,000.00	0.00	3,891,000.00	3,891,000.00	0.00	0.00	0.00	3,891,000.00	1,995,884.01	3,141,091.23	0.00	0.00	5,036,895.24	1,890,325.62	3,140,134.22	0.00	0.00	5,036,895.24	0.00	4,878,714.34	0.00	6,918.26
MOOE		3,878,000.00	0.00	3,878,000.00	3,878,000.00	0.00	0.00	0.00	3,878,000.00	2,227,118.98	3,836,102.48	0.00	0.00	6,063,221.46	2,190,460.82	3,720,241.18	0.00	0.00	5,910,702.18	0.00	1,098,781.94	0.00	6,918.26
CO		350,000.00	0.00	350,000.00	350,000.00	0.00	0.00	0.00	350,000.00	0.00	0.00	0.00	0.00	780,222.16	200,135.30	580,086.86	0.00	0.00	780,222.16	0.00	2,794,777.84	0.00	0.00
STATISTICAL RESEARCH PROGRAM		12,893,000.00	0.00	12,893,000.00	12,893,000.00	0.00	0.00	0.00	12,893,000.00	1,115,300.74	1,844,701.70	0.00	0.00	2,960,002.44	844,036.45	1,951,828.89	0.00	0.00	2,795,863.34	0.00	10,022,987.88	0.00	168,128.10
Development, promotion, implementation and enhancement of statistical research	310200100001000	12,893,000.00	0.00	12,893,000.00	12,893,000.00	0.00	0.00	0.00	12,893,000.00	1,115,300.74	1,844,701.70	0.00	0.00	2,960,002.44	844,036.45	1,951,828.89	0.00	0.00	2,795,863.34	0.00	10,022,987.88	0.00	168,128.10
PS		3,888,000.00	0.00	3,888,000.00	3,888,000.00	0.00	0.00	0.00	3,888,000.00	462,868.07	1,423,397.79	0.00	0.00	5,311,465.86	1,167,751.73	1,290,634.68	0.00	0.00	6,602,116.54	0.00	14,842,847.14	0.00	163,902.64
MOOE		7,892,000.00	0.00	7,892,000.00	7,892,000.00	0.00	0.00	0.00	7,892,000.00	312,432.67	604,303.91	0.00	0.00	8,042,757.60	676,284.72	661,194.21	0.00	0.00	8,718,942.32	0.00	8,773,350.42	0.00	238.68
CO		2,013,000.00	0.00	2,013,000.00	2,013,000.00	0.00	0.00	0.00	2,013,000.00	0.00	0.00	0.00	0.00	4,816,437.84	225,260.72	691,132.39	0.00	0.00	5,041,628.23	0.00	2,013,000.00	0.00	0.00

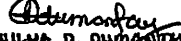
Department: National Economic and Development Authority (NEDA)
 Agency: Philippine Statistical Research and Training Institute (formerly Statistical Research and Training Center)
 Operating Unit: RA 9008
 Organization Code: 24 008 000000
 Fund Cluster: 01 Regular Agency Fund

X	Current Year Appropriations
	Supplemental Appropriations
	Continuing Appropriations


(e.g. UACS Fund Cluster: 01-Regular Agency Fund, 02-Foreign Assisted Projects Fund, 03-Special Account-Locally Funded/Domestic Grants Fund, and 04-Special Account-Foreign Assisted/Foreign Grants Fund)

Particulars	UACS CODE	Appropriations					Allotments			Current Year Obligations					Current Year Disbursements					Balances			
		Authorized Appropriations	Adjustments (Transfer To/From, Reassignment)	Adjusted Appropriations	Allotments Received	Adjustments (Withdrawal, Reassignment)	Transfer To	Transfer From	Adjusted Total Allotments	1st Quarter Ending March 31	2nd Quarter Ending June 30	3rd Quarter Ending Sept. 30	4th Quarter Ending Dec. 31	TOTAL	1st Quarter Ending March 31	2nd Quarter Ending June 30	3rd Quarter Ending Sept. 30	4th Quarter Ending Dec. 31	TOTAL	Unreleased Appro	Unobligated Allotments	Unpaid Obligations (15-20)+(23+24)	
		3	4	5=(3+4)	6	7	8	9	10=(8+(7)-4+9)	11	12	13	14	15=(11+12+13+14)	16	17	18	19	20=(16+17+18+19)	21	22	23	24
Sub-Total, Operations		20,811,000.00	0.00	20,811,000.00	20,811,000.00	0.00	0.00	0.00	20,811,000.00	3,342,416.72	8,336,234.16	0.00	0.00	8,678,226.95	3,034,497.37	5,672,023.07	0.00	0.00	6,708,563.44	0.00	11,891,778.10	0.00	172,833.48
PS		6,878,000.00	0.00	6,878,000.00	6,878,000.00	0.00	0.00	0.00	6,878,000.00	2,798,839.09	4,363,410.03	0.00	0.00	7,162,249.12	2,609,081.33	4,400,849.01	0.00	0.00	7,009,930.34	0.00	10,933,348.16	0.00	172,418.80
MOOE		11,487,000.00	0.00	11,487,000.00	11,487,000.00	0.00	0.00	0.00	11,487,000.00	543,477.64	1,133,394.14	0.00	0.00	1,526,877.74	425,416.02	1,271,218.06	0.00	0.00	1,298,633.08	0.00	9,776,128.26	0.00	236.64
PH&I (if Applicable)		0.00	0.00	0.00	0.00	0.00	0.00	0.00	0.00	0.00	0.00	0.00	0.00	0.00	0.00	0.00	0.00	0.00	0.00	0.00	0.00	0.00	0.00
CO		2,363,000.00	0.00	2,363,000.00	2,363,000.00	0.00	0.00	0.00	2,363,000.00	0.00	0.00	0.00	0.00	0.00	0.00	0.00	0.00	0.00	0.00	0.00	0.00	0.00	0.00
Sub-Total, I. Agency Specific Budget		20,811,000.00	0.00	20,811,000.00	20,811,000.00	0.00	0.00	0.00	20,811,000.00	3,342,416.72	8,336,234.16	0.00	0.00	8,678,226.95	3,034,497.37	5,672,023.07	0.00	0.00	6,708,563.44	0.00	11,891,778.10	0.00	172,833.48
PS		38,366,000.00	0.00	38,366,000.00	38,366,000.00	0.00	0.00	0.00	38,366,000.00	7,783,783.05	10,490,915.17	0.00	0.00	18,245,798.22	7,344,172.05	18,833,822.81	0.00	0.00	18,238,164.82	0.00	26,142,291.79	0.00	287,833.34
MOOE		14,024,000.00	0.00	14,024,000.00	14,024,000.00	0.00	0.00	0.00	14,024,000.00	4,588,371.84	7,028,176.42	0.00	0.00	11,616,747.26	4,294,102.71	7,044,001.31	0.00	0.00	11,428,184.02	0.00	2,298,233.83	0.00	183,833.34
PH&I (if Applicable)		22,017,000.00	0.00	22,017,000.00	22,017,000.00	0.00	0.00	0.00	22,017,000.00	3,166,211.08	3,400,839.79	0.00	0.00	6,827,059.84	2,856,063.34	3,649,291.52	0.00	0.00	6,820,088.84	0.00	15,289,545.15	0.00	28,800.00
CO		2,363,000.00	0.00	2,363,000.00	2,363,000.00	0.00	0.00	0.00	2,363,000.00	0.00	0.00	0.00	0.00	0.00	0.00	0.00	0.00	0.00	0.00	0.00	0.00	0.00	0.00
II. Automatic Appropriations		1,294,000.00	0.00	1,294,000.00	1,294,000.00	0.00	0.00	0.00	1,294,000.00	483,377.35	873,122.63	0.00	0.00	1,056,499.98	486,813.72	573,122.63	0.00	0.00	1,053,738.35	0.00	147,800.11	0.00	2,761.54
Payment and Life Insurance Premiums		1,294,000.00	0.00	1,294,000.00	1,294,000.00	0.00	0.00	0.00	1,294,000.00	483,377.35	873,122.63	0.00	0.00	1,056,499.98	486,813.72	573,122.63	0.00	0.00	1,053,738.35	0.00	147,800.11	0.00	2,761.54
PS		1,294,000.00	0.00	1,294,000.00	1,294,000.00	0.00	0.00	0.00	1,294,000.00	483,377.35	873,122.63	0.00	0.00	1,056,499.98	486,813.72	573,122.63	0.00	0.00	1,053,738.35	0.00	147,800.11	0.00	2,761.54
Sub-Total		1,294,000.00	0.00	1,294,000.00	1,294,000.00	0.00	0.00	0.00	1,294,000.00	483,377.35	873,122.63	0.00	0.00	1,056,499.98	486,813.72	573,122.63	0.00	0.00	1,053,738.35	0.00	147,800.11	0.00	2,761.54
PS		1,294,000.00	0.00	1,294,000.00	1,294,000.00	0.00	0.00	0.00	1,294,000.00	483,377.35	873,122.63	0.00	0.00	1,056,499.98	486,813.72	573,122.63	0.00	0.00	1,053,738.35	0.00	147,800.11	0.00	2,761.54
MOOE		0.00	0.00	0.00	0.00	0.00	0.00	0.00	0.00	0.00	0.00	0.00	0.00	0.00	0.00	0.00	0.00	0.00	0.00	0.00	0.00	0.00	0.00
PH&I		0.00	0.00	0.00	0.00	0.00	0.00	0.00	0.00	0.00	0.00	0.00	0.00	0.00	0.00	0.00	0.00	0.00	0.00	0.00	0.00	0.00	0.00
CO		0.00	0.00	0.00	0.00	0.00	0.00	0.00	0.00	0.00	0.00	0.00	0.00	0.00	0.00	0.00	0.00	0.00	0.00	0.00	0.00	0.00	0.00
GRAND TOTAL		23,590,000.00	0.00	23,590,000.00	23,590,000.00	0.00	0.00	0.00	23,590,000.00	8,236,166.31	11,063,137.80	0.00	0.00	19,302,226.11	7,804,767.37	11,267,113.44	0.00	0.00	18,891,802.31	0.00	26,281,791.80	0.00	210,394.80
PS		18,298,000.00	0.00	18,298,000.00	18,298,000.00	0.00	0.00	0.00	18,298,000.00	8,072,849.22	7,602,288.29	0.00	0.00	12,678,847.27	4,674,718.43	7,817,123.94	0.00	0.00	12,891,842.37	0.00	2,832,782.72	0.00	183,404.80
MOOE		22,017,000.00	0.00	22,017,000.00	22,017,000.00	0.00	0.00	0.00	22,017,000.00	3,166,211.08	3,466,839.79	0.00	0.00	6,827,059.84	2,856,063.34	3,649,291.52	0.00	0.00	6,820,088.84	0.00	15,289,545.15	0.00	28,800.00
CO		2,363,000.00	0.00	2,363,000.00	2,363,000.00	0.00	0.00	0.00	2,363,000.00	0.00	0.00	0.00	0.00	0.00	0.00	0.00	0.00	0.00	0.00	0.00	0.00	0.00	0.00
Recapitulation by DO:																							
I. Agency Specific Budget		21,298,000.00	0.00	21,298,000.00	21,298,000.00	0.00	0.00	0.00	21,298,000.00	3,649,108.37	8,897,258.77	0.00	0.00	9,546,467.14	3,294,265.81	6,032,822.64	0.00	0.00	9,378,110.81	0.00	11,881,833.83	0.00	172,833.48
PHILIPPINE STATISTICAL SYSTEM CAPACITY DEVELOPMENT PROGRAM		8,170,000.00	0.00	8,170,000.00	8,170,000.00	0.00	0.00	0.00	8,170,000.00	2,473,581.30	3,855,015.43	0.00	0.00	6,404,397.23	2,412,826.74	3,965,134.13	0.00	0.00	6,398,083.27	0.00	1,765,452.77	0.00	6,516.30
STATISTICAL RESEARCH PROGRAM		13,228,000.00	0.00	13,228,000.00	13,228,000.00	0.00	0.00	0.00	13,228,000.00	1,195,526.99	1,842,344.34	0.00	0.00	3,141,869.84	926,265.81	2,047,458.53	0.00	0.00	2,979,729.14	0.00	10,048,123.32	0.00	168,138.10


Certified Correct:


WILMA D. DUMANTAY
BUDGET OFFICER
Date:

Recommended/Approved:


ORLANDO F. CHINICA
ACCOUNTANT IV
Date:

Approved By:


JOSEFINA V. ALMEDA, PH.D. 7/20
EXECUTIVE DIRECTOR III
Date: