



In following-up, pls. cite DMS ref #  
**2019-BA-0039397**

REPUBLIC OF THE PHILIPPINES  
**DEPARTMENT OF BUDGET AND MANAGEMENT**  
GENERAL SOLANO STREET, SAN MIGUEL, MANILA

**ACKNOWLEDGEMENT RECEIPT**

The **DEPARTMENT OF BUDGET AND MANAGEMENT** hereby acknowledges the receipt of your letter/request which has been uploaded to the DBM-Document Management System and routed to the appropriate office/s with the following information:

Sender: PSRTI - PERSONAL DELIVERY

Document Title: PSRTI-SUBMISSION OF FAR 1 AND FAR 1-A AS OF THE QUARETR ENDING MARCH 31, 2019

Document Reference No: 2019-BA-0039397

Date and Time Uploaded: Thursday, May 2, 2019 2:26:27 PM

Uploaded By: Rachel RECEIVING

Routed To: BMB-A Elsa Abundo


CC:

Total no of pages received: 1 copy and 5 pages

The determination of the completeness of the documentary requirements submitted, if any, is subject to the evaluation of the technical person in charge.

This receipt is system generated and does not require signature.

Received by:



DOCUMENT  
MANAGEMENT  
SYSTEM

**STATEMENT OF APPROPRIATIONS, ALLOTMENTS, OBLIGATIONS, DISBURSEMENTS AND BALANCES  
As of the Quarter Ending March 31, 2019**

Department: National Economic and Development Authority (NEDA)

Authorization: 01 - Current Year  
Appropriations

Agency: Philippine Statistical Research and Training Institute (formerly Statistical Research and Training Center)

Report Status: SUBMITTED

Operating Unit: N/A

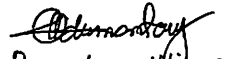
Organization Code (UACS): 240060000000

Fund Cluster: 01 - Regular Agency Fund


Particulars	UACS CODE	Appropriation			Allotments				Current Year Obligations					Current Year Disbursements				Balances					
		Authorized Appropriation	Adjustments (Transfer To)/From, Reassignment)	Adjusted Appropriations	Allotments Received	Adjustments (Withdrawal, Reassignment)	Transfer To	Transfer From	Adjusted Total Allotments	1st Quarter Ending March 31	2nd Quarter Ending June 30	3rd Quarter Ending Sept. 30	4th Quarter Ending Dec. 31	Total	1st Quarter Ending March 31	2nd Quarter Ending June 30	3rd Quarter Ending Sept. 30	4th Quarter Ending Dec. 31	Total	Unreleased Appropriations	Unobligated Allotment	Unpaid Obligations (15-20) = (23+24)	
1	2	3	4	5=(3+4)	6	7	8	9	10=(8+(-7)+6+9)	11	12	13	14	15=(11+12+13+14)	16	17	18	19	20=(16+17+18+19)	21=(5-10)	22=(10-15)	23	24
<b>I. Agency Specific Budget</b>																							
Specific Budgets of National Government Agencies	01101101									7,755,783.05					7,755,783.05	7,508,248.35							
General Administration and Support	1000000000000000									4,413,368.33					4,413,368.33	4,388,278.16							
General management and supervision	1000001000010000									4,413,368.33					4,413,368.33	4,388,278.16							
PS										1,789,832.88					1,790,632.88	1,784,024.84							
MOOE										2,622,733.45					2,622,733.45	2,584,253.32							
Operations	3000000000000000									3,342,416.72					3,342,416.72	3,139,988.19							
OO : Statistical Capacity of Government Strengthened	3100000000000000									3,342,416.72					3,342,416.72	3,139,988.19							
PHILIPPINE STATISTICAL SYSTEMS CAPACITY DEVELOPMENT PROGRAM	3101000000000000									2,227,115.88					2,227,115.88	2,172,693.56							
Development, promotion, implementation and enhancement of statistical training	3101001000010000									2,227,115.88					2,227,115.88	2,172,693.56							
PS										1,895,884.01					1,895,884.01	1,890,385.36							
MOOE										231,131.87					182,328.20	182,328.20							
STATISTICAL RESEARCH PROGRAM	3102000000000000									1,115,300.74					1,115,300.74	867,274.63							
Development, promotion, implementation and enhancement of statistical research	3102001000010000									1,115,300.74					1,115,300.74	867,274.63							
PS										802,855.07					802,855.07	720,253.27							
MOOE										312,345.67					312,345.67	247,021.36							
Sub-Total, Agency-Specific										7,755,783.05					7,755,783.05	7,508,248.35							
PS										4,589,571.98					4,494,643.47	4,494,643.47							
MOOE										3,168,211.09					3,168,211.09	3,013,602.88							
<b>II. Automatic Appropriations</b>																							
Retirement and Life Insurance Premiums	01104102									483,377.26					483,377.26	483,377.26							
General Administration and Support	1000000000000000									176,687.28					176,687.28	176,687.28							
General management and supervision	1000001000010000									176,687.28					176,687.28	176,687.28							
PS										176,687.28					176,687.28	176,687.28							
Operations	3000000000000000									308,689.98					308,689.98	308,689.98							
OO : Statistical Capacity of Government Strengthened	3100000000000000									308,689.98					308,689.98	308,689.98							
PHILIPPINE STATISTICAL SYSTEMS CAPACITY DEVELOPMENT PROGRAM	3101000000000000									222,465.82					222,465.82	222,465.82							

Particulars	UACS CODE	Appropriation			Allotments					Current Year Obligations					Current Year Disbursements					Balances			
		Authorized Appropriation	Adjustments (Transfer To)/From, Realignment)	Adjusted Appropriations	Allotments Received	Adjustments (Withdrawal, Realignment)	Transfer To	Transfer From	Adjusted Total Allotments	1st Quarter Ending March 31	2nd Quarter Ending June 30	3rd Quarter Ending Sept. 30	4th Quarter Ending Dec. 31	Total	1st Quarter Ending March 31	2nd Quarter Ending June 30	3rd Quarter Ending Sept. 30	4th Quarter Ending Dec. 31	Total	Unreleased Appropriations	Unobligated Allotment	Unpaid Obligations (15-20) = (23+24)	
																						Due and Demandable	Not Yet Due and Demandable
1	2	3	4	5=(3+4)	6	7	8	9	10=(8+ (7-8+9))	11	12	13	14	15=(11+12+13+14)	16	17	18	19	20=(16+17+18+19)	21=(5-10)	22=(10-15)	23	24
Development, promotion, implementation and enhancement of statistical training	310100100001000									222,465.82				222,465.82	222,465.82				222,465.82		(222,465.82)		
PS										222,465.82				222,465.82	222,465.82				222,465.82		(222,465.82)		
STATISTICAL RESEARCH PROGRAM	310200000000000									84,224.16				84,224.16	84,224.16				84,224.16		(84,224.16)		
Development, promotion, implementation and enhancement of statistical research	310200100001000									84,224.16				84,224.16	84,224.16				84,224.16		(84,224.16)		
PS										84,224.16				84,224.16	84,224.16				84,224.16		(84,224.16)		
Sub-Total, Automatic Appropriations										483,377.28				483,377.28	483,377.28				483,377.28		(483,377.28)		
PS										483,377.28				483,377.28	483,377.28				483,377.28		(483,377.28)		
III. Special Purpose Fund																							
GRAND TOTAL										8,239,160.31				8,239,160.31	7,991,623.61				7,991,623.61		(8,239,160.31)		247,536.70
PS										5,072,949.22				5,072,949.22	4,978,020.73				4,978,020.73		(5,072,949.22)		84,928.49
MOOE										3,166,211.09				3,166,211.09	3,013,602.88				3,013,602.88		(3,166,211.09)		152,608.21


Certified Correct:

  
 Dumantay, Wilma  
 Budget Officer  
 Date: 30/Apr/2019


Certified Correct:

  
 Chinilla, Orlando  
 Chief Accountant  
 Date:

Recommended By:

  
 Oreo, Lolita  
 Director, FMS  
 Date: 30/Apr/2019

Approved By:

  
 Almada, Josefina  
 Agency Head/Department  
 Date: 30/Apr/2019

This report was generated using the Unified Reporting System on 30/04/2019 16:18