

STATEMENT OF APPROVED BUDGET, UTILIZATIONS, DISBURSEMENTS AND BALANCES

As of the Quarter Ending SEPTEMBER 30, 2016

Department: National Economic and Development Authority (NEDA)

Entity Name: PHILIPPINE STATISTICAL RESEARCH AND TRAINING INSTITUTE (PSRTI)

Operating Unit: _____

Organization Code (UACS): 24 006 00 00000

Funding Source Code (as clustered) : SPECIAL ACCOUNT - LOCALLY FUNDED/DOMESTIC GRANT FUND 03

Particulars	UACS CODE	Approved Budget			Budget Utilization					Disbursements				Unutilized Budget	Unpaid Utilizations (10-15) + (17-18)		
		Approved Budgeted Revenue	Adjustments (Additions, Reductions, Realignment)	Adjusted Budgeted Revenue	1st Quarter Ending March 31	2nd Quarter Ending June 30	3rd Quarter Ending Sept. 30	4th Quarter Ending Dec. 31	Total	1st Quarter Ending March 31	2nd Quarter Ending June 30	3rd Quarter Ending Sept. 30	4th Quarter Ending Dec. 31		Total	Due and Demandable - Accounts Payable	Not Yet Due and Demandable
I. Agency Approved Budget	1 01 101	5,700,000.00		5,700,000.00	-	1,390,088.69	530,680.63	-	1,920,769.32	-	1,258,548.85	556,063.06	-	1,814,611.91	3,779,230.68	106,157.41	
<i>General Administration and Support Services</i>		144,000.00		144,000.00	-	48,690.00	-	-	48,690.00	-	16,836.96	31,853.04	-	48,690.00	95,310.00	-	
General Administration and Supervision	1 00 000000																
General Management and Supervision	1 00 010000	144,000.00		144,000.00	-	48,690.00	-	-	48,690.00	-	16,836.96	31,853.04	-	48,690.00	95,310.00	-	
PS																	
MOOE		44,000.00		44,000.00												44,000.00	
CO		100,000.00				48,690.00			48,690.00		16,836.96	31,853.04		48,690.00	(48,690.00)		
Support to Operations	2 00 000000																
PAP	2 00 010000																
PS																	
MOOE																	
CO																	
Operations	3 00 000000	5,556,000.00		5,556,000.00	-	1,341,398.69	530,680.63	-	1,872,079.32	-	1,241,711.89	524,210.02	-	1,765,921.91	3,683,920.68	106,157.41	
MFO 1 - Statistical Research and Training	3 01 000000																
Statistical Research and Training Program	3 01 01 0000																
Development and promotion of statistical training and research program	3 01 01 0001	2,743,000.00		2,743,000.00	-	1,067,946.91	293,524.49	-	1,361,471.40	-	744,103.97	287,053.88	-	1,031,157.85	1,381,528.60	330,313.55	
PS																	
MOOE		2,743,000.00		2,743,000.00		1,067,946.91	293,524.49		1,361,471.40		744,103.97	287,053.88		1,031,157.85	1,381,528.60	330,313.55	
CO																	
Implementation and enhancement of statistical research and training in support of national and local development	3 01 01 0002	2,813,000.00		2,813,000.00	-	273,451.78	237,156.14	-	510,607.92	-	497,607.92	237,156.14	-	734,764.06	2,302,392.08	(224,156.14)	
PS																	
MOOE		2,813,000.00		2,813,000.00		273,451.78	237,156.14		510,607.92		497,607.92	237,156.14		734,764.06	2,302,392.08	(224,156.14)	
CO																	
GRAND TOTAL		5,700,000.00		5,700,000.00	-	1,390,088.69	530,680.63	-	1,920,769.32	-	1,258,548.85	556,063.06	-	1,814,611.91	3,779,230.68	106,157.41	
PS																	
MOOE		5,600,000.00		5,600,000.00	-	1,341,398.69	530,680.63	-	1,872,079.32	-	1,241,711.89	524,210.02	-	1,765,921.91	3,727,920.68	106,157.41	
CO		100,000.00		100,000.00	-	48,690.00		-	48,690.00	-	16,836.96	31,853.04	-	48,690.00	51,310.00	-	

STATEMENT OF APPROVED BUDGET, UTILIZATIONS, DISBURSEMENTS AND BALANCES

As of the Quarter Ending **SEPTEMBER 30, 2016**

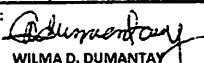
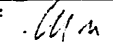

Department: National Economic and Development Authority (NEDA)

Entity Name: PHILIPPINE STATISTICAL RESEARCH AND TRAINING INSTITUTE (PSRTI)

Operating Unit: _____

Organization Code (UACS): 24 006 00 00000

Funding Source Code (as clustered) : SPECIAL ACCOUNT - LOCALLY FUNDED/DOMESTIC GRANT FUND 03

Particulars	UACS CODE	Approved Budget			Budget Utilization					Disbursements					Unutilized Budget	Unpaid Utilizations (10-15) = (17+18)	
		Approved Budgeted Revenue	Adjustments (Additions, Reductions, Realignment)	Adjusted Budgeted Revenue	1st Quarter Ending March 31	2nd Quarter Ending June 30	3rd Quarter Ending Sept. 30	4th Quarter Ending Dec. 31	Total	1st Quarter Ending March 31	2nd Quarter Ending June 30	3rd Quarter Ending Sept. 30	4th Quarter Ending Dec. 31	Total		Due and Demandable / Accounts Payable	Not Yet Due and Demandable
1	2	3	4	5=(3+4)	6	7	8	9	10={[(6+7)+8+9]}	11	12	13	14	15=(11+12+13+14)	16=(5-10)	17	18
Recapitulation by MFO:																	
MFO 1 - Statistical Research and Training Services																	
		5,556,000.00		5,556,000.00	-	1,341,398.69	530,680.63	-	1,872,079.32	-	1,241,711.89	524,210.02	-	1,765,921.91	3,683,920.68	-	
OF WHICH:																	
Major Programs/Projects																	
KRA No. 3 - Rapid, Inclusive and Sustainable Economic Groth																	
		5,556,000.00		5,556,000.00	-	1,341,398.69	530,680.63	-	1,872,079.32	-	1,241,711.89	524,210.02	-	1,765,921.91	3,683,920.68	-	
Certified Correct:			Certified Correct:			Approved By:											
 WILMA D. DUMANTAY Administrative Officer IV/Budget Officer			 ORLANDO F. CHINILLA, CPA Accountant IV			 VIRGINIA N. GAÑAC Officer-In-Charge											
Date:			Date:			Date:											