

STATEMENT OF APPROVED BUDGET, UTILIZATIONS, DISBURSEMENTS AND BALANCES
As of the Quarter Ending **DECEMBER 31, 2016**

Department: **National Economic and Development Authority (NEDA)**

Entity Name: **PHILIPPINE STATISTICAL RESEARCH AND TRAINING INSTITUTE (PSRTI)**

Operating Unit: _____

Organization Code (UACS): **24 006 00 00000**

Funding Source Code (as clustered) : **SPECIAL ACCOUNT - LOCALLY FUNDED/DOMESTIC GRANT FUND 03**

Particulars	UACS CODE	Approved Budget			Budget Utilization					Disbursements					Unutilized Budget	Unpaid Utilizations (10-15) = (17+18)	
		Approved Budgeted Revenue	Adjustments (Additions, Reductions, Realignment)	Adjusted Budgeted Revenue	1st Quarter Ending March 31	2nd Quarter Ending June 30	3rd Quarter Ending Sept. 30	4th Quarter Ending Dec. 31	Total	1st Quarter Ending March 31	2nd Quarter Ending June 30	3rd Quarter Ending Sept. 30	4th Quarter Ending Dec. 31	Total		Due and Demandable / Accounts Payable	Not Yet Due and Demandable
1	2	3	4	5=(3+4)	6	7	8	9	10={6+(-7)-8+9}	11	12	13	14	15={11+12+13+14}	16=(5-10)	17	18
I. Agency Approved Budget	1 01 101	5,700,000.00		5,700,000.00	-	1,364,888.69	530,680.63	2,374,464.94	4,270,034.26	-	1,258,548.84	486,850.76	1,260,984.72	3,006,384.32	1,429,965.74	1,263,649.94	
<i>General Administration and Support Services</i>		144,000.00		144,000.00	-	48,690.00	-	37,584.06	86,274.06	-	16,836.96	31,853.04	3,584.06	52,274.06	57,725.94	34,000.00	
<i>General Administration and Supervision</i>	1 00 000000																
<i>General Management and Supervision</i>	1 00 010000	144,000.00		144,000.00	-	48,690.00	-	37,584.06	86,274.06	-	16,836.96	31,853.04	3,584.06	52,274.06	57,725.94	34,000.00	
<i>PS</i>																	
<i>MOOE</i>		44,000.00		44,000.00	-	-	-	3,584.06	3,584.06	-	-	-	3,584.06	3,584.06	40,415.94	-	
<i>CO</i>		100,000.00			-	48,690.00	-	34,000.00	82,690.00	-	16,836.96	31,853.04	-	48,690.00	(82,690.00)	34,000.00	
<i>Support to Operations</i>	2 00 000000																
<i>PAP</i>	2 00 010000																
<i>PS</i>																	
<i>MOOE</i>																	
<i>CO</i>																	
<i>Operations</i>	3 00 000000	5,556,000.00		5,556,000.00	-	1,316,198.69	530,680.63	2,336,880.88	4,183,760.20	-	1,241,711.88	454,997.72	1,257,400.66	2,954,110.26	1,372,239.80	1,229,649.94	
MFO 1 - Statistical Research and Training	3 01 00000000																
<i>Statistical Research and Training Program</i>	3 01 01 0000																
<i>Development and promotion of statistical training and research program</i>	3 01 01 0001	2,743,000.00		2,743,000.00	-	1,042,746.91	293,524.49	584,710.25	1,920,981.65	-	981,260.10	249,777.20	584,710.25	1,815,747.55	822,018.35	105,234.10	
<i>PS</i>																	
<i>MOOE</i>		2,743,000.00		2,743,000.00	-	1,042,746.91	293,524.49	584,710.25	1,920,981.65	-	981,260.10	249,777.20	584,710.25	1,815,747.55	822,018.35	105,234.10	
<i>CO</i>																	
<i>Implementation and enhancement of statistical research and training in support of national and local development</i>	3 01 01 0002	2,813,000.00		2,813,000.00	-	273,451.78	237,156.14	1,752,170.63	2,262,778.55	-	260,451.78	205,220.52	672,690.41	1,138,362.71	550,221.45	1,124,415.84	
<i>PS</i>																	
<i>MOOE</i>		2,813,000.00		2,813,000.00	-	273,451.78	237,156.14	1,752,170.63	2,262,778.55	-	260,451.78	205,220.52	672,690.41	1,138,362.71	550,221.45	1,124,415.84	
<i>CO</i>																	
GRAND TOTAL		5,700,000.00		5,700,000.00	-	1,364,888.69	530,680.63	2,374,464.94	4,270,034.26	-	1,258,548.84	486,850.76	1,260,984.72	3,006,384.32	1,429,965.74	1,263,649.94	
<i>PS</i>																	
<i>MOOE</i>		5,600,000.00		5,600,000.00	-	1,316,198.69	530,680.63	2,340,464.94	4,187,344.26	-	1,241,711.88	454,997.72	1,260,984.72	2,957,694.32	1,412,655.74	1,229,649.94	
<i>CO</i>		100,000.00		100,000.00	-	48,690.00	-	34,000.00	82,690.00	-	16,836.96	31,853.04	-	48,690.00	17,310.00	34,000.00	

STATEMENT OF APPROVED BUDGET, UTILIZATIONS, DISBURSEMENTS AND BALANCES

As of the Quarter Ending DECEMBER 31, 2016

Department: National Economic and Development Authority (NEDA)


Entity Name: PHILIPPINE STATISTICAL RESEARCH AND TRAINING INSTITUTE (PSRTI)


Operating Unit: _____

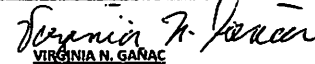
Organization Code (UACS): 24 006 00 00000

Funding Source Code (as clustered) : SPECIAL ACCOUNT - LOCALLY FUNDED/DOMESTIC GRANT FUND 03

Particulars	UACS CODE	Approved Budget			Budget Utilization					Disbursements					Unpaid Utilizations (10-15) = (17+18)		
		Approved Budgeted Revenue	Adjustments (Additions, Reductions, Realignment)	Adjusted Budgeted Revenue	1st Quarter Ending March 31	2nd Quarter Ending June 30	3rd Quarter Ending Sept. 30	4th Quarter Ending Dec. 31	Total	1st Quarter Ending March 31	2nd Quarter Ending June 30	3rd Quarter Ending Sept. 30	4th Quarter Ending Dec. 31	Total	Unutilized Budget	Due and Demandable / Accounts Payable	Not Yet Due and Demandable
																10-[(6+(-)7)-8+9]	11
1	2	3	4	5=(3+4)	6	7	8	9	10-[(6+(-)7)-8+9]	11	12	13	14	15-(11+12+13+14)	16-(5-10)	17	18
Recapitulation by MFO: MFO 1 - Statistical Research and Training Services		5,556,000.00		5,556,000.00	-	1,316,198.69	530,680.63	2,336,880.88	4,183,760.20	-	1,241,711.88	454,997.72	1,257,400.66	2,954,110.26	1,372,239.80	-	
OF WHICH: Major Programs/Projects KRA No. 3 - Rapid, Inclusive and Sustainable Economic Groth		5,556,000.00		5,556,000.00	-	1,316,198.69	530,680.63	2,336,880.88	4,183,760.20	-	1,241,711.88	454,997.72	1,257,400.66	2,954,110.26	1,372,239.80	-	

Certified Correct: 
WILMA D. DUMANTAY
Administrative Officer IV/Budget Officer
Date: _____

Certified Correct: 
ORLANDO F. CHINILLA, CPA
Accountant IV
Date: _____

Approved By: 
VIRGINIA N. GARAC
Officer-In-Charge
Date: _____