


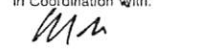
FY 2018 MONTHLY DISBURSEMENT PROGRAM
(In Thousand Pesos)

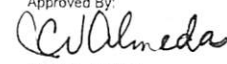
FILE

Department : National Economic and Development Authority (NEDA)
 Agency : Philippine Statistical Research and Training Institute (formerly Statistical Research and Training Center)
 Operating Unit : N/A
 Organization Code (UACS) : 240060000000
 Report Status : SUBMITTED

Particulars	UACS CODE	Total Programs	Tax Rem Advice (TRA)	Net Program	Full Year Requirement																
					Quarter 1				Quarter 2				Quarter 3				Quarter 4				Full Year
					Jan	Feb	March	Sub Total	April	May	June	Sub Total	July	Aug	Sep	Sub Total	Oct	Nov	Dec	Sub Total	Total
1	2	3	4	5	6	7	8	9=6+7+8	10	11	12	13=10+11+12	14	15	16	17=14+15+16	18	19	20	21=18+19+20	22
Part A		40,427	2,096	38,331	5,902	5,512	4,032	15,446	5,410	4,804	1,895	12,109	1,916	2,027	1,907	5,850	2,341	2,750	1,931	7,022	40,427
I. NOTICE OF CASH ALLOCATION		40,427	2,096	38,331	5,592	5,222	3,818	14,632	5,130	4,586	1,788	11,504	1,807	1,913	1,798	5,518	2,212	2,639	1,826	6,677	38,331
A. FISCAL YEAR'S (FY) BUDGET		40,427	2,096	38,331	5,592	5,222	3,818	14,632	5,130	4,586	1,788	11,504	1,807	1,913	1,798	5,518	2,212	2,639	1,826	6,677	38,331
New General Appropriations		33,733	1,811	31,922	1,636	5,127	3,723	10,486	5,034	4,491	1,693	11,218	1,711	1,818	1,704	5,233	1,706	2,045	1,234	4,985	31,922
COMPREHENSIVE RELEASE		33,733	1,811	31,922	1,636	5,127	3,723	10,486	5,034	4,491	1,693	11,218	1,711	1,818	1,704	5,233	1,706	2,045	1,234	4,985	31,922
Current Year		33,733	1,811	31,922	1,636	5,127	3,723	10,486	5,034	4,491	1,693	11,218	1,711	1,818	1,704	5,233	1,706	2,045	1,234	4,985	31,922
Specific Budgets of National Government Agencies	01101101	33,733	1,811	31,922	1,636	5,127	3,723	10,486	5,034	4,491	1,693	11,218	1,711	1,818	1,704	5,233	1,706	2,045	1,234	4,985	31,922
PS		11,153	682	10,471	716	718	747	2,181	820	1,440	748	3,008	740	736	737	2,213	736	1,511	822	3,069	10,471
MOOE		17,351	868	16,483	920	4,409	2,976	8,305	1,234	1,063	945	3,242	971	1,082	967	3,020	970	534	412	1,916	16,483
CO		5,229	261	4,968				2,980	1,988			4,968									4,968
Automatic Appropriations		6,694	285	6,409	3,956	95	95	4,146	96	95	95	286	96	95	94	285	506	594	592	1,692	6,409
COMPREHENSIVE RELEASE		6,694	285	6,409	3,956	95	95	4,146	96	95	95	286	96	95	94	285	506	594	592	1,692	6,409
Current Year		6,694	285	6,409	3,956	95	95	4,146	96	95	95	286	96	95	94	285	506	594	592	1,692	6,409
Retirement and Life Insurance Premiums	01104102	994		994	83	83	83	249	83	83	83	249	83	83	82	248	83	83	82	248	994
PS		994		994	83	83	83	249	83	83	83	249	83	83	82	248	83	83	82	248	994
Interest Earnings of the Endowment Fund	03104367	5,700	285	5,415	3,873	12	12	3,897	13	12	12	37	13	12	12	37	423	511	510	1,444	5,415
MOOE		2,966	148	2,818	1,276	12	12	1,300	13	12	12	37	13	12	12	37	423	511	510	1,444	2,818
CO		2,734	137	2,597	2,597			2,597													2,597
TOTAL PROGRAM, FY BUDGET		40,427	2,096	38,331	5,592	5,222	3,818	14,632	5,130	4,586	1,788	11,504	1,807	1,913	1,798	5,518	2,212	2,639	1,826	6,677	38,331
PS		12,147	682	11,465	799	801	830	2,430	903	1,523	831	3,257	823	819	819	2,461	819	1,594	904	3,317	11,465
MOOE		20,317	1,016	19,301	2,196	4,421	2,988	9,605	1,247	1,075	957	3,279	984	1,094	979	3,057	1,393	1,045	922	3,360	19,301
CO		7,963	398	7,565	2,597			2,597	2,980	1,988		4,968									7,565
TOTAL NCA PROGRAM		40,427	2,096	38,331	5,592	5,222	3,818	14,632	5,130	4,586	1,788	11,504	1,807	1,913	1,798	5,518	2,212	2,639	1,826	6,677	38,331
PS		12,147	682	11,465	799	801	830	2,430	903	1,523	831	3,257	823	819	819	2,461	819	1,594	904	3,317	11,465
MOOE		20,317	1,016	19,301	2,196	4,421	2,988	9,605	1,247	1,075	957	3,279	984	1,094	979	3,057	1,393	1,045	922	3,360	19,301
CO		7,963	398	7,565	2,597			2,597	2,980	1,988		4,968									7,565
IV. TAX REMITTANCE ADVICE			2,096		310	290	214	814	280	218	107	605	109	114	109	332	129	111	105	345	2,096
PS			682		57	57	57	171	57	57	57	171	57	57	57	171	57	56	56	169	682
MOOE			1,016		116	233	157	506	66	57	50	173	52	57	52	161	72	55	49	176	1,016
CO			398		137			137	157	104		261									398
VI. TOTAL DISBURSEMENT PROGRAM		40,427	2,096	38,331	5,902	5,512	4,032	15,446	5,410	4,804	1,895	12,109	1,916	2,027	1,907	5,850	2,341	2,750	1,931	7,022	40,427
PS		12,147	682	11,465	856	858	887	2,601	960	1,580	888	3,428	880	876	876	2,632	876	1,650	960	3,486	12,147
MOOE		20,317	1,016	19,301	2,312	4,654	3,145	10,111	1,313	1,132	1,007	3,452	1,036	1,151	1,031	3,218	1,465	1,100	971	3,536	20,317
CO		7,963	398	7,565	2,734			2,734	3,137	2,092		5,229									7,963

Prepared By:

 Dumantay, Wilma
 Budget Officer
 Date: 27/Nov/2017

In Coordination With:

 Chinilla, Orlando
 Accountant
 Date: 27/Nov/2017

Approved By:

 Almeda, Josefina
 Agency Head
 Date: 27/Nov/2017