



FY 2018 PHYSICAL PLAN


FILE

Department: National Economic and Development Authority (NEDA)
 Agency: Philippine Statistical Research and Training Institute (formerly Statistical Research and Training Center)
 Operating Unit: N/A
 Organization Code (UACS): 240060000000
 Report Status: SUBMITTED

Particulars	UACS CODE	Current Year's Accomplishment			Physical Target (Budget Year)				Variance	Remarks	
		Actual Jan.1-Sept.30	Estimate Oct.1-Dec.30	Total	Total	1st Quarter	2nd Quarter	3rd Quarter			4th Quarter
1	2	3	4	5=3+4	6=7+8+9+10	7	8	9	10	11=6-5	12
Part A											
I. Organizational Outcome											
OO : Statistical Capacity of Government Strengthened	3101000000000000										
PHILIPPINE STATISTICAL SYSTEM CAPACITY DEVELOPMENT PROGRAM											
Outcome Indicator(s)											
1. Percentage of training courses conducted with participants having significant increase in scores between the pre and post evaluation tests											
		100%	100%	100%	100%	100%	100%	100%	100%	0%	Percentages are averaged to generate entries for columns 5 and 6
2. Percentage of participants who were awarded certificate of completion											
		99%	99%	99%	80%	80%	80%	80%	80%	-19%	Percentages are averaged to generate entries for columns 5 and 6
Output Indicator(s)											
1. Total number of training hours provided											
		1312	320	1632	1,185	85	275	675	150	-447	
2. Total number of persons trained											
		697	178	875	1,000	120	220	540	120	125	
STATISTICAL RESEARCH PROGRAM											
Outcome Indicator(s)											
1. Percentage of completed research outputs that are utilized by stakeholders and/or adopted by the											
		67%	42%	54%	94%	94%	94%	94%	94%	40%	Percentages are averaged to generate entries for columns 5 and 6
Output Indicator(s)											
1. Number of in-house research project completed											
		3	1	4	10	0	2	3	5	6	
2. Number of theses/ dissertations provided with financial support											
		0	0	0	3	0	1	0	2	3	
3. Percentage of research studies completed which are published in a refereed journal and/or presented in a users' or research forum or scientific conference within 12 months after completion											
		75%	67%	71%	100%	100%	100%	100%	100%	29%	Percentages are averaged to generate entries for columns 5 and 6

Prepared By:

 Dumantay, Wilma
 Planning Services Head / Planning Officer
 Date: 08/Nov/2017

In coordination with:

 Chinilla, Orlando
 Financial Services Head / Budget Officer
 Date: 27/Nov/2017

Approved By:

 Almada, Josefina
 Agency Head / Department Secretary
 Date: 27/Nov/2017